

# Random variables III

Probability Examples c-4

Leif Mejlbro



Download free books at

[bookboon.com](http://bookboon.com)

Leif Mejlbro

---

# Probability Examples c-4

## Random variables III

---

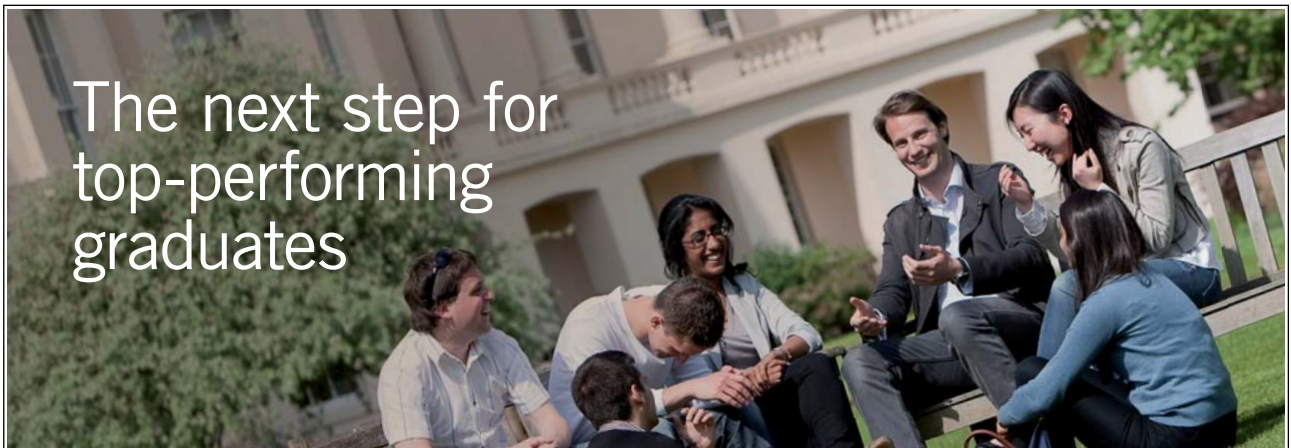
---

Probability Examples c-4 – Random variables III  
© 2009 Leif Mejlbro & Ventus Publishing ApS  
ISBN 978-87-7681-519-6

# Contents

	<b>Introduction</b>	<b>5</b>
<b>1</b>	<b>Some theoretical results</b>	<b>6</b>
<b>2</b>	<b>Maximum and minimum of random variables</b>	<b>20</b>
<b>3</b>	<b>The transformation formula and the Jacobian</b>	<b>34</b>
<b>4</b>	<b>Conditional distributions</b>	<b>60</b>
<b>5</b>	<b>Some theoretical results</b>	<b>72</b>
<b>6</b>	<b>The correlation coefficient</b>	<b>74</b>
<b>7</b>	<b>Maximum and minimum of linear combinations of random variables</b>	<b>78</b>
<b>8</b>	<b>Convergence in probability and in distribution</b>	<b>91</b>
	<b>Index</b>	<b>113</b>

Please click the advert



## Masters in Management

Designed for high-achieving graduates across all disciplines, London Business School's Masters in Management provides specific and tangible foundations for a successful career in business.

This 12-month, full-time programme is a business qualification with impact. In 2010, our MiM employment rate was 95% within 3 months of graduation\*; the majority of graduates choosing to work in consulting or financial services.

As well as a renowned qualification from a world-class business school, you also gain access to the School's network of more than 34,000 global alumni – a community that offers support and opportunities throughout your career.

For more information visit [www.london.edu/mm](http://www.london.edu/mm), email [mim@london.edu](mailto:mim@london.edu) or give us a call on **+44 (0)20 7000 7573**.

\* Figures taken from London Business School's Masters in Management 2010 employment report



## Introduction

This is the fourth book of examples from the *Theory of Probability*. This topic is not my favourite, however, thanks to my former colleague, Ole Jørsboe, I somehow managed to get an idea of what it is all about. The way I have treated the topic will often diverge from the more professional treatment. On the other hand, it will probably also be closer to the way of thinking which is more common among many readers, because I also had to start from scratch.

The topic itself, *Random Variables*, is so big that I have felt it necessary to divide it into three books, of which this is the third one.

The prerequisites for the topics can e.g. be found in the *Ventus: Calculus 2* series, so I shall refer the reader to these books, concerning e.g. plane integrals.

Unfortunately errors cannot be avoided in a first edition of a work of this type. However, the author has tried to put them on a minimum, hoping that the reader will meet with sympathy the errors which do occur in the text.

Leif Mejlbro  
26th October 2009

Please click the advert



You're full of *energy*  
*and ideas*. And that's  
just what we are looking for.

Looking for a career where your ideas could really make a difference? UBS's Graduate Programme and internships are a chance for you to experience for yourself what it's like to be part of a global team that rewards your input and believes in succeeding together.

Wherever you are in your academic career, make your future a part of ours by visiting [www.ubs.com/graduates](http://www.ubs.com/graduates).

[www.ubs.com/graduates](http://www.ubs.com/graduates)



© UBS 2010. All rights reserved.

## 1 Some theoretical results

The abstract (and precise) definition of a *random variable*  $X$  is that  $X$  is a real function on  $\Omega$ , where the triple  $(\Omega, \mathcal{F}, P)$  is a probability field, such that

$$\{\omega \in \Omega \mid X(\omega) \leq x\} \in \mathcal{F} \quad \text{for every } x \in \mathbb{R}.$$

This definition leads to the concept of a *distribution function* for the random variable  $X$ , which is the function  $F: \mathbb{R} \rightarrow \mathbb{R}$ , which is defined by

$$F(x) = P\{X \leq x\} \quad (= P\{\omega \in \Omega \mid X(\omega) \leq x\}),$$

where the latter expression is the mathematically precise definition which, however, for obvious reasons everywhere in the following will be replaced by the former expression.

A distribution function for a random variable  $X$  has the following properties:

$$0 \leq F(x) \leq 1 \quad \text{for every } x \in \mathbb{R}.$$

The function  $F$  is weakly increasing, i.e.  $F(x) \leq F(y)$  for  $x \leq y$ .

$$\lim_{x \rightarrow -\infty} F(x) = 0 \quad \text{and} \quad \lim_{x \rightarrow +\infty} F(x) = 1.$$

The function  $F$  is continuous from the right, i.e.  $\lim_{h \rightarrow 0+} F(x+h) = F(x)$  for every  $x \in \mathbb{R}$ .

One may in some cases be interested in giving a crude description of the behaviour of the distribution function. We define a *median* of a random variable  $X$  with the distribution function  $F(x)$  as a real number  $a = (X) \in \mathbb{R}$ , for which

$$P\{X \leq a\} \geq \frac{1}{2} \quad \text{and} \quad P\{X \geq a\} \geq \frac{1}{2}.$$

Expressed by means of the distribution function it follows that  $a \in \mathbb{R}$  is a median, if

$$F(a) \geq \frac{1}{2} \quad \text{and} \quad F(a-) = \lim_{h \rightarrow 0-} F(x+h) \leq \frac{1}{2}.$$

In general we define a *p-quantile*,  $p \in ]0, 1[$ , of the random variable as a number  $a_p \in \mathbb{R}$ , for which

$$P\{X \leq a_p\} \geq p \quad \text{and} \quad P\{X \geq a_p\} \geq 1 - p,$$

which can also be expressed by

$$F(a_p) \geq p \quad \text{and} \quad F(a_p-) \leq p.$$

If the random variable  $X$  only has a finite or a countable number of values,  $x_1, x_2, \dots$ , we call it *discrete*, and we say that  $X$  has a *discrete distribution*.

A very special case occurs when  $X$  only has one value. In this case we say that  $X$  is *causally distributed*, or that  $X$  is constant.

The random variable  $X$  is called *continuous*, if its distribution function  $F(x)$  can be written as an integral of the form

$$F(x) = \int_{-\infty}^x f(u) du, \quad x \in \mathbb{R},$$

where  $f$  is a nonnegative integrable *function*. In this case we also say that  $X$  has a *continuous distribution*, and the integrand  $f : \mathbb{R} \rightarrow \mathbb{R}$  is called a *frequency* of the random variable  $X$ .

Let again  $(\Omega, \mathcal{F}, P)$  be a given probability field. Let us consider *two* random variables  $X$  and  $Y$ , which are both defined on  $\Omega$ . We may consider the pair  $(X, Y)$  as a *2-dimensional random variable*, which implies that we then shall make precise the extensions of the previous concepts for a single random variable.

We say that the *simultaneous distribution*, or just the *distribution*, of  $(X, Y)$  is known, if we know

$$P\{(X, Y) \in A\} \quad \text{for every Borel set } A \subseteq \mathbb{R}^2.$$

When the simultaneous distribution of  $(X, Y)$  is known, we define the *marginal distributions* of  $X$  and  $Y$  by

$$P_X(B) = P\{X \in B\} := P\{(X, Y) \in B \times \mathbb{R}\}, \quad \text{where } B \subseteq \mathbb{R} \text{ is a Borel set,}$$

$$P_Y(B) = P\{Y \in B\} := P\{(X, Y) \in \mathbb{R} \times B\}, \quad \text{where } B \subseteq \mathbb{R} \text{ is a Borel set.}$$

Notice that we can always find the *marginal distributions* from the *simultaneous distribution*, while it is far from always possible to find the *simultaneous distribution* from the *marginal distributions*. We now introduce

Please click the advert



360°  
thinking.

Deloitte.

© Deloitte & Touche LLP and affiliated entities.

Discover the truth at [www.deloitte.ca/careers](http://www.deloitte.ca/careers)

The *simultaneous distribution function* of the 2-dimensional random variable  $(X, Y)$  is defined as the function  $F : \mathbb{R}^2 \rightarrow \mathbb{R}$ , given by

$$F(x, y) := P\{X \leq x \wedge Y \leq y\}.$$

We have

- If  $(x, y) \in \mathbb{R}^2$ , then  $0 \leq F(x, y) \leq 1$ .
- If  $x \in \mathbb{R}$  is kept fixed, then  $F(x, y)$  is a weakly increasing function in  $y$ , which is continuous from the right and which satisfies the condition  $\lim_{y \rightarrow -\infty} F(x, y) = 0$ .
- If  $y \in \mathbb{R}$  is kept fixed, then  $F(x, y)$  is a weakly increasing function in  $x$ , which is continuous from the right and which satisfies the condition  $\lim_{x \rightarrow -\infty} F(x, y) = 0$ .
- When both  $x$  and  $y$  tend towards infinity, then

$$\lim_{x, y \rightarrow +\infty} F(x, y) = 1.$$

- If  $x_1, x_2, y_1, y_2 \in \mathbb{R}$  satisfy  $x_1 \leq x_2$  and  $y_1 \leq y_2$ , then

$$F(x_2, y_2) - F(x_1, y_2) - F(x_2, y_1) + F(x_1, y_1) \geq 0.$$

Given the simultaneous distribution function  $F(x, y)$  of  $(X, Y)$  we can find the distribution functions of  $X$  and  $Y$  by the formulæ

$$F_X(x) = F(x, +\infty) = \lim_{y \rightarrow +\infty} F(x, y), \quad \text{for } x \in \mathbb{R},$$

$$F_Y(y) = F(+\infty, y) = \lim_{x \rightarrow +\infty} F(x, y), \quad \text{for } y \in \mathbb{R}.$$

The 2-dimensional random variable  $(X, Y)$  is called *discrete*, or that it has a *discrete distribution*, if both  $X$  and  $Y$  are discrete.

The 2-dimensional random variable  $(X, Y)$  is called *continuous*, or we say that it has a *continuous distribution*, if there exists a nonnegative integrable function (a *frequency*)  $f : \mathbb{R}^2 \rightarrow \mathbb{R}$ , such that the distribution function  $F(x, y)$  can be written in the form

$$F(x, y) = \int_{-\infty}^x \left\{ \int_{-\infty}^y f(t, u) du \right\} dt, \quad \text{for } (x, y) \in \mathbb{R}^2.$$

In this case we can find the function  $f(x, y)$  at the differentiability points of  $F(x, y)$  by the formula

$$f(x, y) = \frac{\partial^2 F(x, y)}{\partial x \partial y}.$$

It should now be obvious why one should know something about the theory of integration in more variables, cf. e.g. the *Ventus: Calculus 2* series.

We note that if  $f(x, y)$  is a frequency of the continuous 2-dimensional random variable  $(X, Y)$ , then  $X$  and  $Y$  are both continuous 1-dimensional random variables, and we get their (marginal) frequencies by

$$f_X(x) = \int_{-\infty}^{+\infty} f(x, y) dy, \quad \text{for } x \in \mathbb{R},$$



and

$$f_Y(y) = \int_{-\infty}^{+\infty} f(x, y) dx, \quad \text{for } y \in \mathbb{R}.$$

It was mentioned above that one far from always can find the simultaneous distribution function from the marginal distribution function. It is, however, possible in the case when the two random variables  $X$  and  $Y$  are *independent*.

Let the two random variables  $X$  and  $Y$  be defined on the same probability field  $(\Omega, \mathcal{F}, P)$ . We say that  $X$  and  $Y$  are *independent*, if for all pairs of Borel sets  $A, B \subseteq \mathbb{R}$ ,

$$P\{X \in A \wedge Y \in B\} = P\{X \in A\} \cdot P\{Y \in B\},$$

which can also be put in the simpler form

$$F(x, y) = F_X(x) \cdot F_Y(y) \quad \text{for every } (x, y) \in \mathbb{R}^2.$$

If  $X$  and  $Y$  are *not* independent, then we of course say that they are *dependent*.

In two special cases we can obtain more information of independent random variables:

If the 2-dimensional random variable  $(X, Y)$  is *discrete*, then  $X$  and  $Y$  are independent, if

$$h_{ij} = f_i \cdot g_j \quad \text{for every } i \text{ and } j.$$

Here,  $f_i$  denotes the probabilities of  $X$ , and  $g_j$  the probabilities of  $Y$ .

If the 2-dimensional random variable  $(X, Y)$  is *continuous*, then  $X$  and  $Y$  are independent, if their frequencies satisfy

$$f(x, y) = f_X(x) \cdot f_Y(y) \quad \text{almost everywhere.}$$

The concept "*almost everywhere*" is rarely given a precise definition in books on applied mathematics. Roughly speaking it means that the relation above holds outside a set in  $\mathbb{R}^2$  of area zero, a so-called *null set*. The common examples of null sets are either finite or countable sets. There exists, however, also non-countable null sets. Simple examples are graphs of any (piecewise)  $C^1$ -curve.

Concerning maps of random variables we have the following very important results,

**Theorem 1.1** *Let  $X$  and  $Y$  be independent random variables. Let  $\varphi : \mathbb{R} \rightarrow \mathbb{R}$  and  $\psi : \mathbb{R} \rightarrow \mathbb{R}$  be given functions. Then  $\varphi(X)$  and  $\psi(Y)$  are again independent random variables.*

If  $X$  is a continuous random variable of the frequency  $I$ , then we have the following important theorem, where it should be pointed out that one always shall check *all* assumptions in order to be able to conclude that the result holds:

**Theorem 1.2** Given a continuous random variable  $X$  of frequency  $f$ .

- 1) Let  $I$  be an open interval, such that  $P\{X \in I\} = 1$ .
- 2) Let  $\tau : I \rightarrow J$  be a bijective map of  $I$  onto an open interval  $J$ .
- 3) Furthermore, assume that  $\tau$  is differentiable with a continuous derivative  $\tau'$ , which satisfies

$$\tau'(x) \neq 0 \quad \text{for alle } x \in I.$$

Under the assumptions above  $Y := \tau(X)$  is also a continuous random variable, and its frequency  $g(y)$  is given by

$$g(y) = \begin{cases} f(\tau^{-1}(y)) \cdot |(\tau^{-1})'(y)|, & \text{for } y \in J, \\ 0, & \text{otherwise.} \end{cases}$$

We note that if just one of the assumptions above is *not* fulfilled, then we shall instead find the distribution function  $G(y)$  of  $Y := \tau(X)$  by the general formula

$$G(y) = P\{\tau(X) \in ]-\infty, y]\} = P\{X \in \tau^{\circ-1}(]-\infty, y])\},$$

where  $\tau^{\circ-1} = \tau^{-1}$  denotes the inverse set map.

Note also that if the assumptions of the theorem are all satisfied, then  $\tau$  is necessarily monotone.

At a first glance it may be strange that we at this early stage introduce 2-dimensional random variables. The reason is that by applying the simultaneous distribution for  $(X, Y)$  it is fairly easy to define the elementary operations of calculus between  $X$  and  $Y$ . Thus we have the following general result for a *continuous* 2-dimensional random variable.

**Theorem 1.3** Let  $(X, Y)$  be a continuous random variable of the frequency  $h(x, y)$ .

$$\text{The frequency of the sum } X + Y \text{ is} \quad k_1(z) = \int_{-\infty}^{+\infty} h(x, z - x) dx.$$

$$\text{The frequency of the difference } X - Y \text{ is} \quad k_2(z) = \int_{-\infty}^{+\infty} h(x, x - z) dx.$$

$$\text{The frequency of the product } X \cdot Y \text{ is} \quad k_3(z) = \int_{-\infty}^{+\infty} h\left(x, \frac{z}{x}\right) \cdot \frac{1}{|x|} dx.$$

$$\text{The frequency of the quotient } X/Y \text{ is} \quad k_4(z) = \int_{-\infty}^{+\infty} h(zx, x) \cdot |x| dx.$$

Notice that one must be very careful by computing the product and the quotient, because the corresponding integrals are improper.

If we furthermore assume that  $X$  and  $Y$  are *independent*, and  $f(x)$  is a frequency of  $X$ , and  $g(y)$  is a frequency of  $Y$ , then we get an even better result:

**Theorem 1.4** Let  $X$  and  $Y$  be continuous and independent random variables with the frequencies  $f(x)$  and  $g(y)$ , resp..

The frequency of the sum  $X + Y$  is  $k_1(z) = \int_{-\infty}^{+\infty} f(x)g(z - x) dx.$

The frequency of the difference  $X - Y$  is  $k_2(z) = \int_{-\infty}^{+\infty} f(x)g(x - z) dx.$

The frequency of the product  $X \cdot Y$  is  $k_3(z) = \int_{-\infty}^{+\infty} f(x)g\left(\frac{z}{x}\right) \cdot \frac{1}{|x|} dx.$

The frequency of the quotient  $X/Y$  is  $k_4 = \int_{-\infty}^{+\infty} f(zx)g(x) \cdot |x| dx.$

Let  $X$  and  $Y$  be independent random variables with the distribution functions  $F_X$  and  $F_Y$ , resp.. We introduce two random variables by

$$U := \max\{X, Y\} \quad \text{and} \quad V := \min\{X, Y\},$$

the distribution functions of which are denoted by  $F_U$  and  $F_V$ , resp.. Then these are given by

$$F_U(u) = F_X(u) \cdot F_Y(u) \quad \text{for } u \in \mathbb{R},$$

and

$$F_V(v) = 1 - (1 - F_X(v)) \cdot (1 - F_Y(v)) \quad \text{for } v \in \mathbb{R}.$$

These formulæ are general, provided only that  $X$  and  $Y$  are independent.

Please click the advert

It's only an opportunity if you act on it

IKEA.SE/STUDENT

© Inter IKEA Systems B.V. 2009

If  $X$  and  $Y$  are *continuous and independent*, then the frequencies of  $U$  and  $V$  are given by

$$f_U(u) = F_X(u) \cdot f_Y(u) + f_X(u) \cdot F_Y(u), \quad \text{for } u \in \mathbb{R},$$

and

$$f_V(v) = (1 - F_X(v)) \cdot f_Y(v) + f_X(v) \cdot (1 - F_Y(v)), \quad \text{for } v \in \mathbb{R},$$

where we note that we shall apply both the frequencies and the distribution functions of  $X$  and  $Y$ .

The results above can also be extended to bijective maps  $\underline{\varphi} = (\varphi_1, \varphi_2) : \mathbb{R}^2 \rightarrow \mathbb{R}^2$ , or subsets of  $\mathbb{R}^2$ . We shall need the *Jacobian* of  $\underline{\varphi}$ , introduced in e.g. the *Ventus: Calculus 2* series.

It is important here to define the notation and the variables in the most convenient way. We start by assuming that  $D$  is an open domain in the  $(x_1, x_2)$  plane, and that  $\tilde{D}$  is an open domain in the  $(y_1, y_2)$  plane. Then let  $\underline{\varphi} = (\varphi_1, \varphi_2)$  be a bijective map of  $\tilde{D}$  onto  $D$  with the inverse  $\underline{\tau} = \underline{\varphi}^{-1}$ , i.e. the opposite of what one probably would expect:

$$\underline{\varphi} = (\varphi_1, \varphi_2) : \tilde{D} \rightarrow D, \quad \text{with } (x_1, x_2) = \underline{\varphi}(y_1, y_2).$$

The corresponding *Jacobian* is defined by

$$J_{\underline{\varphi}} = \frac{\partial(x_1, x_2)}{\partial(y_1, y_2)} = \begin{vmatrix} \frac{\partial\varphi_1}{\partial y_1} & \frac{\partial\varphi_2}{\partial y_1} \\ \frac{\partial\varphi_1}{\partial y_2} & \frac{\partial\varphi_2}{\partial y_2} \end{vmatrix},$$

where the independent variables  $(y_1, y_2)$  are in the “denominators”. Then recall the *Theorem of transform of plane integrals*, cf. e.g. the *Ventus: Calculus 2* series: If  $h : D \rightarrow \mathbb{R}$  is an integrable function, where  $D \subseteq \mathbb{R}^2$  is given as above, then for every (measurable) subset  $A \subseteq D$ ,

$$\int_A h(x_1, x_2) dx_1 dx_2 = \int_{\underline{\varphi}^{-1}(A)} h(x_1, x_2) \cdot \left| \frac{\partial(x_1, x_2)}{\partial(y_1, y_2)} \right| dy_1 dy_2.$$

Of course, this formula is not mathematically correct; but it shows intuitively what is going on: Roughly speaking we “delete the  $y$ -s”. The correct mathematical formula is of course the well-known

$$\int_A h(x_1, x_2) dx_1 dx_2 = \int_{\underline{\varphi}^{-1}(A)} h(\varphi_1(y_1, y_2), \varphi_2(y_1, y_2)) \cdot |J_{\underline{\varphi}}(y_1, y_2)| dy_1 dy_2,$$

although experience shows that it in practice is more confusing than helping the reader.

**Theorem 1.5** Let  $(X_1, X_2)$  be a continuous 2-dimensional random variable with the frequency  $h(x_1, x_2)$ . Let  $D \subseteq \mathbb{R}^2$  be an open domain, such that

$$P\{(X_1, X_2) \in D\} = 1.$$

Let  $\underline{\tau} : D \rightarrow \tilde{D}$  be a bijective map of  $D$  onto another open domain  $\tilde{D}$ , and let  $\underline{\varphi} = (\varphi_1, \varphi_2) = \underline{\tau}^{-1}$ , where we assume that  $\varphi_1$  and  $\varphi_2$  have continuous partial derivatives and that the corresponding Jacobian is different from 0 in all of  $\tilde{D}$ .

Then the 2-dimensional random variable

$$(Y_1, Y_2) = \underline{\tau}(X_1, X_2) = (\tau_1(X_1, X_2), \tau_2(X_1, X_2))$$

has the frequency  $k(y_1, y_2)$ , given by

$$k(y_1, y_2) = \begin{cases} h(\varphi_1(y_1, y_2), \varphi_2(y_1, y_2)) \cdot \left| \frac{\partial(x_1, x_2)}{\partial(y_1, y_2)} \right|, & \text{for } (y_1, y_2) \in \tilde{D}, \\ 0, & \text{otherwise} \end{cases}$$

We have previously introduced the concept *conditional probability*. We shall now introduce a similar concept, namely the *conditional distribution*.

If  $X$  and  $Y$  are discrete, we define the *conditional distribution of  $X$  for given  $Y = y_j$*  by

$$P\{X = x_i | Y = y_j\} = \frac{P\{X = x_i \wedge Y = y_j\}}{P\{Y = y_j\}} = \frac{h_{ij}}{g_j}.$$

It follows that for fixed  $j$  we have that  $P\{X = x_i | Y = y_j\}$  indeed is a distribution. We note in particular that we have the *law of the total probability*

$$P\{X = x_i\} = \sum_j P\{X = x_i | Y = y_j\} \cdot P\{Y = y_j\}.$$

Analogously we define for two continuous random variables  $X$  and  $Y$  the *conditional distribution function of  $X$  for given  $Y = y$*  by

$$P\{X \leq x | Y = y\} = \frac{\int_{-\infty}^x f(u, y) du}{f_Y(y)}, \quad \text{forudsat, at } f_Y(y) > 0.$$

Note that the conditional distribution function is not defined at points in which  $f_Y(y) = 0$ .

The corresponding frequency is

$$f(x | y) = \frac{f(x, y)}{f_Y(y)}, \quad \text{provided that } f_Y(y) > 0.$$

We shall use the convention that “0 times undefined = 0”. Then we get the *Law of total probability*,

$$\int_{-\infty}^{+\infty} f(x | y) \cdot f_Y(y) dy = \int_{-\infty}^{+\infty} f(x, y) dy = f_X(x).$$

We now introduce the *mean*, or *expectation* of a random variable, provided that it exists.

- 1) Let  $X$  be a *discrete* random variable with the possible values  $\{x_i\}$  and the corresponding probabilities  $p_i = P\{X = x_i\}$ . The *mean*, or *expectation*, of  $X$  is defined by

$$E\{X\} := \sum_i x_i p_i,$$

provided that the series is absolutely convergent. If this is not the case, the mean does not exist.

- 2) Let  $X$  be a *continuous* random variable with the frequency  $f(x)$ . We define the *mean*, or *expectation* of  $X$  by

$$E\{X\} = \int_{-\infty}^{+\infty} x f(x) dx,$$

provided that the integral is absolutely convergent. If this is not the case, the mean does not exist.

If the random variable  $X$  only has nonnegative values, i.e. the image of  $X$  is contained in  $[0, +\infty[$ , and the mean exists, then the mean is given by

$$E\{X\} = \int_0^{+\infty} P\{X \geq x\} dx.$$

Concerning maps of random variables, means are transformed according to the theorem below, provided that the given expressions are absolutely convergent.

**Theorem 1.6** *Let the random variable  $Y = \varphi(X)$  be a function of  $X$ .*

- 1) *If  $X$  is a discrete random variable with the possible values  $\{x_i\}$  of corresponding probabilities  $p_i = P\{X = x_i\}$ , then the mean of  $Y = \varphi(X)$  is given by*

$$E\{\varphi(X)\} = \sum_i \varphi(x_i) p_i,$$

*provided that the series is absolutely convergent.*

- 2) *If  $X$  is a continuous random variable with the frequency  $f(x)$ , then the mean of  $Y = \varphi(X)$  is given by*

$$E\{\varphi(X)\} = \int_{-\infty}^{+\infty} \varphi(x) g(x) dx,$$

*provided that the integral is absolutely convergent.*

Assume that  $X$  is a random variable of mean  $\mu$ . We add the following concepts, where  $k \in \mathbb{N}$ :

The $k$ -th moment,	$E\{X^k\}$ .
The $k$ -th absolute moment,	$E\{ X ^k\}$ .
The $k$ -th central moment,	$E\{(X - \mu)^k\}$ .
The $k$ -th absolute central moment,	$E\{ X - \mu ^k\}$ .
The variance, i.e. the second central moment,	$V\{X\} = E\{(X - \mu)^2\}$ ,

provided that the defining series or integrals are absolutely convergent. In particular, the *variance* is very important. We mention

**Theorem 1.7** *Let  $X$  be a random variable of mean  $E\{X\} = \mu$  and variance  $V\{X\}$ . Then*

$$E\{(X - c)^2\} = V\{X\} + (\mu - c)^2 \quad \text{for every } c \in \mathbb{R},$$

$$V\{X\} = E\{X^2\} - (E\{X\})^2 \quad \text{for } c = 0,$$

$$E\{aX + b\} = aE\{X\} + b \quad \text{for every } a, b \in \mathbb{R},$$

$$V\{aX + b\} = a^2V\{X\} \quad \text{for every } a, b \in \mathbb{R}.$$

It is not always an easy task to compute the distribution function of a random variable. We have the following result which gives an estimate of the probability that a random variable  $X$  differs more than some given  $a > 0$  from the mean  $E\{X\}$ .

**Theorem 1.8 (Čebyšev's inequality).** *If the random variable  $X$  has the mean  $\mu$  and the variance  $\sigma^2$ , then we have for every  $a > 0$ ,*

$$P\{|X - \mu| \geq a\} \leq \frac{\sigma^2}{a^2}.$$

If we here put  $a = k\sigma$ , we get the equivalent statement

$$P\{\mu - k\sigma < X < \mu + k\sigma\} \geq 1 - \frac{1}{k^2}.$$

Please click the advert

# YOUR CHANCE TO CHANGE THE WORLD

Here at Ericsson we have a deep rooted belief that the innovations we make on a daily basis can have a profound effect on making the world a better place for people, business and society. Join us.

In Germany we are especially looking for graduates as Integration Engineers for

- Radio Access and IP Networks
- IMS and IPTV

We are looking forward to getting your application! To apply and for all current job openings please visit our web page: [www.ericsson.com/careers](http://www.ericsson.com/careers)

ericsson.com



These concepts are then generalized to 2-dimensional random variables. Thus,

**Theorem 1.9** Let  $Z = \varphi(X, Y)$  be a function of the 2-dimensional random variable  $(X, Y)$ .

1) If  $(X, Y)$  is discrete, then the mean of  $Z = \varphi(X, Y)$  is given by

$$E\{\varphi(X, Y)\} = \sum_{i, j} \varphi(x_i, y_j) \cdot P\{X = x_i \wedge Y = y_j\},$$

provided that the series is absolutely convergent.

2) If  $(X, Y)$  is continuous, then the mean of  $Z = \varphi(X, Y)$  is given by

$$E\{\varphi(X, Y)\} = \int_{\mathbb{R}^2} \varphi(x, y) f(x, y) dx dy,$$

provided that the integral is absolutely convergent.

It is easily proved that if  $(X, Y)$  is a 2-dimensional random variable, and  $\varphi(x, y) = \varphi_1(x) + \varphi_2(y)$ , then

$$E\{\varphi_1(X) + \varphi_2(Y)\} = E\{\varphi_1(X)\} + E\{\varphi_2(Y)\},$$

provided that  $E\{\varphi_1(X)\}$  and  $E\{\varphi_2(Y)\}$  exists. In particular,

$$E\{X + Y\} = E\{X\} + E\{Y\}.$$

If we furthermore assume that  $X$  and  $Y$  are independent and choose  $\varphi(x, y) = \varphi_1(x) \cdot \varphi_2(y)$ , then also

$$E\{\varphi_1(X) \cdot \varphi_2(Y)\} = E\{\varphi_1(X)\} \cdot E\{\varphi_2(Y)\},$$

provided that  $E\{\varphi_1(X)\}$  and  $E\{\varphi_2(Y)\}$  exists. In particular we get under the assumptions above that

$$E\{X \cdot Y\} = E\{X\} \cdot E\{Y\},$$

and

$$E\{(X - E\{X\}) \cdot (Y - E\{Y\})\} = 0.$$

These formulæ are easily generalized to  $n$  random variables. We have e.g.

$$E\left\{\sum_{i=1}^n X_i\right\} = \sum_{i=1}^n E\{X_i\},$$

provided that all means  $E\{X_i\}$  exist.

If two random variables  $X$  and  $Y$  are not independent, we shall find a measure of how much they “depend” on each other. This measure is described by the *correlation*, which we now introduce.

Consider a 2-dimensional random variable  $(X, Y)$ , where

$$E\{X\} = \mu_X, \quad E\{Y\} = \mu_Y, \quad V\{X\} = \sigma_X^2 > 0, \quad V\{Y\} = \sigma_Y^2 > 0,$$



all exist. We define the *covariance* between  $X$  and  $Y$ , denoted by  $\text{Cov}(X, Y)$ , as

$$\text{Cov}(X, Y) := E\{(X - \mu_X) \cdot (Y - \mu_Y)\}.$$

We define the *correlation* between  $X$  and  $Y$ , denoted by  $\rho(X, Y)$ , as

$$\rho(X, Y) := \frac{\text{Cov}(X, Y)}{\sigma_X \cdot \sigma_Y}.$$

**Theorem 1.10** *Let  $X$  and  $Y$  be two random variables, where*

$$E\{X\} = \mu_X, \quad E\{Y\} = \mu_Y, \quad V\{X\} = \sigma_X^2 > 0, \quad V\{Y\} = \sigma_Y^2 > 0,$$

*all exist. Then*

$$\text{Cov}(X, Y) = 0, \quad \text{if } X \text{ and } Y \text{ are independent,}$$

$$\text{Cov}(X, Y) = E\{X \cdot Y\} - E\{X\} \cdot E\{Y\},$$

$$|\text{Cov}(X, Y)| \leq \sigma_X \cdot \sigma_Y,$$

$$\text{Cov}(X, Y) = \text{Cov}(Y, X),$$

$$V\{X + Y\} = V\{X\} + V\{Y\} + 2\text{Cov}(X, Y),$$

$$V\{X + Y\} = V\{X\} + V\{Y\}, \quad \text{if } X \text{ and } Y \text{ are independent,}$$

$$\rho(X, Y) = 0, \quad \text{if } X \text{ and } Y \text{ are independent,}$$

$$\rho(X, X) = 1, \quad \rho(X, -X) = -1, \quad |\rho(X, Y)| \leq 1.$$

*Let  $Z$  be another random variable, for which the mean and the variance both exist. Then*

$$\text{Cov}(aX + bY, Z) = a \text{Cov}(X, Z) + b \text{Cov}(Y, Z), \quad \text{for every } a, b \in \mathbb{R},$$

*and if  $U = aX + b$  and  $V = cY + d$ , where  $a > 0$  and  $c > 0$ , then*

$$\rho(U, V) = \rho(aX + b, cY + d) = \rho(X, Y).$$

Two independent random variables are always non-correlated, while two non-correlated random variables are not necessarily independent.

By the obvious generalization,

$$V\left\{\sum_{i=1}^n X_i\right\} = \sum_{i=1}^n V\{X_i\} + 2 \sum_{j=2}^n \sum_{i=1}^{j-1} \text{Cov}(X_i, X_j).$$

If all  $X_1, X_2, \dots, X_n$  are independent of each other, this is of course reduced to

$$V\left\{\sum_{i=1}^n X_i\right\} = \sum_{i=1}^n V\{X_i\}.$$

Finally we mention the various types of convergence which are natural in connection with sequences of random variables. We consider a sequence  $X_n$  of random variables, defined on the same probability field  $(\Omega, \mathcal{F}, P)$ .

- 1) We say that  $X_n$  *converges in probability* towards a random variable  $X$  on the probability field  $(\Omega, \mathcal{F}, P)$ , if

$$P\{|X_n - X| \geq \varepsilon\} \rightarrow 0 \quad \text{for } n \rightarrow +\infty,$$

for every fixed  $\varepsilon > 0$ .

- 2) We say that  $X_n$  *converges in probability* towards a constant  $c$ , if every fixed  $\varepsilon > 0$ ,

$$P\{|X_n - c| \geq \varepsilon\} \rightarrow 0 \quad \text{for } n \rightarrow +\infty.$$

- 3) If each  $X_n$  has the distribution function  $F_n$ , and  $X$  has the distribution function  $F$ , we say that the sequence  $X_n$  of random variables *converges in distribution* towards  $X$ , if at every point of continuity  $x$  of  $F(x)$ ,

$$\lim_{n \rightarrow +\infty} F_n(x) = F(x).$$

Finally, we mention the following theorems which are connected with these concepts of convergence. The first one resembles *Čebyšev's inequality*.

**Theorem 1.11 (The weak law of large numbers).** *Let  $X_n$  be a sequence of independent random variables, all defined on  $(\Omega, \mathcal{F}, P)$ , and assume that they all have the same mean and variance,*

$$E\{X_i\} = \mu \quad \text{and} \quad V\{X_i\} = \sigma^2.$$

*Then for every fixed  $\varepsilon > 0$ ,*

$$P\left\{\left|\frac{1}{n} \sum_{i=1}^n X_i - \mu\right| \geq \varepsilon\right\} \rightarrow 0 \quad \text{for } n \rightarrow +\infty.$$

A slightly different version of the weak law of large numbers is the following

**Theorem 1.12** *If  $X_n$  is a sequence of independent identical distributed random variables, defined on  $(\Omega, \mathcal{F}, P)$  where  $E\{X_i\} = \mu$ , (notice that we do not assume the existence of the variance), then for every fixed  $\varepsilon > 0$ ,*

$$P\left\{\left|\frac{1}{n} \sum_{i=1}^n X_i - \mu\right| \geq \varepsilon\right\} \rightarrow 0 \quad \text{for } n \rightarrow +\infty.$$

We have concerning convergence in distribution,

**Theorem 1.13 (Helly-Bray's lemma).** *Assume that the sequence  $X_n$  of random variables converges in distribution towards the random variable  $X$ , and assume that there are real constants  $a$  and  $b$ , such that*

$$P\{a \leq X_n \leq b\} = 1 \quad \text{for every } n \in \mathbb{N}.$$

*If  $\varphi$  is a continuous function on the interval  $[a, b]$ , then*

$$\lim_{n \rightarrow +\infty} E\{\varphi(X_n)\} = E\{\varphi(X)\}.$$

*In particular,*

$$\lim_{n \rightarrow +\infty} E\{X_n\} \quad \text{and} \quad \lim_{n \rightarrow +\infty} V\{X_n\} = V\{X\}.$$

Finally, the following theorem gives us the relationship between the two concepts of convergence:

- Theorem 1.14** 1) If  $X_n$  converges in probability towards  $X$ , then  $X_n$  also converges in distribution towards  $X$ .
- 2) If  $X_n$  converges in distribution towards a constant  $c$ , then  $X_n$  also converges in probability towards the constant  $c$ .

Please click the advert

SIMPLY CLEVER

ŠKODA



We will turn your CV into an opportunity of a lifetime



Do you like cars? Would you like to be a part of a successful brand? We will appreciate and reward both your enthusiasm and talent. Send us your CV. You will be surprised where it can take you.

Send us your CV on [www.employerforlife.com](http://www.employerforlife.com)



Download free ebooks at [bookboon.com](http://bookboon.com)

## 2 Maximum and minimum of random variables

**Example 2.1** Let  $X_1, X_2$  and  $X_3$  be independent random variables of the same distribution function  $F(x)$  and frequency  $f(x)$ ,  $x \in \mathbb{R}$ . The random variables  $X_1, X_2$  and  $X_3$  are ordered according to size, such that we get three new random variables  $X_1^*, X_2^*$  and  $X_3^*$ , satisfying  $X_1^* < X_2^* < X_3^*$ , and defined by

$X_1^*$  = the smallest of  $X_1, X_2$  and  $X_3$  ( $= \min \{X_1, X_2, X_3\}$ ),

$X_2^*$  = the second smallest of  $X_1, X_2$  and  $X_3$ ,

$X_3^*$  = the largest of  $X_1, X_2$  and  $X_3$  ( $= \max \{X_1, X_2, X_3\}$ ).

1. Find, expressed by  $F(x)$  and  $f(x)$ , the distribution functions and the frequencies of the random variables  $X_1^*$  and  $X_3^*$ .
2. Prove that  $X_2^*$  has the distribution function  $F_2^*(x)$  given by

$$F_2^*(x) = 3 \{F(x)\}^2 \{1 - F(x)\} + \{F(x)\}^3, \quad x \in \mathbb{R},$$

and find the frequency  $f_2^*(x)$  of  $X_2^*$ .

We assume in the following that  $X_1, X_2$  and  $X_3$  are independent and rectangularly distributed over the interval  $]0, a[$  (where  $a > 0$ ).

3. Compute the frequencies of  $X_1^*, X_2^*$  and  $X_3^*$ .
4. Prove that the three random variables  $X_2^*, \frac{1}{3}(X_1 + X_2 + X_3)$  and  $\frac{1}{2}(X_1^* + X_3^*)$  all have the same mean, and find this mean.
5. Which one of the two random variables  $X_2^*$  and  $\frac{1}{3}(X_1 + X_2 + X_3)$  has the smallest variance?

1) It is easily seen that

$$F_3^*(x) = P \{X_1 \leq x \wedge X_2 \leq x \wedge X_3 \leq x\} = \{F(x)\}^3.$$

Then by a differentiation,

$$f_3^* = 3 \{F(x)\}^2 f(x).$$

Analogously,

$$F_1^* = 1 - \{1 - F(x)\}^3.$$

By a differentiation we get

$$f_1^*(x) = 3\{1 - F(x)\}^2 f(x).$$

2) An identification of the various possibilities then gives

$$\begin{aligned}
 F_2^*(x) &= P\{X_2^* \leq x\} \\
 &= \left. \begin{aligned}
 &P\{X_1 > x \wedge X_2 \leq x \wedge X_3 \leq x\} \\
 &+ P\{X_1 \leq x \wedge X_2 > x \wedge X_3 \leq x\} \\
 &+ P\{X_1 \leq x \wedge X_2 \leq x \wedge X_3 > x\} \\
 &+ P\{X_1 \leq x \wedge X_2 \leq x \wedge X_3 \leq x\}
 \end{aligned} \right\} \begin{array}{l} \text{two of the variables are } \leq x, \\ \text{and the remaining one is } > x, \\ \text{All variables are } \leq x, \end{array} \\
 &= 3F(x)^2\{1 - F(x)\} + \{F(x)\}^3 = 3F(x)^2 - 2F(x)^3.
 \end{aligned}$$

By a differentiation we obtain the frequency

$$f_2^* = 6\{F(x) - F(x)^2\} f(x) = 6F(x)\{1 - F(x)\} f(x).$$

3) When  $X_1, X_2$  and  $X_3$  are rectangularly distributed over  $]0, a[$ , then

$$f(x) = \begin{cases} \frac{1}{a} & \text{for } x \in ]0, a[, \\ 0 & \text{otherwise,} \end{cases}$$

and

$$F(x) = \begin{cases} 0 & \text{for } x \leq 0, \\ \frac{x}{a} & \text{for } x \in ]0, a[, \\ 1 & \text{for } x \geq a. \end{cases}$$

By insertion we get for  $x \in ]0, a[$ ,

$$f_1^*(x) = 3\{1 - F(x)\}^2 f(x) = \frac{3}{a} \left\{1 - \frac{x}{a}\right\}^2 = \frac{3}{a^3} (a - x)^2,$$

$$f_2^*(x) = \frac{6}{a} \cdot \frac{x}{a} \left\{1 - \frac{x}{a}\right\} = \frac{6}{a^3} x(a - x) = \frac{6}{a^3} (ax - x^2),$$

$$f_3^*(x) = \frac{3}{a} \left\{\frac{x}{a}\right\}^2 = \frac{3x^2}{a^2}.$$

All frequencies are 0 for  $x \notin ]0, a[$ .

4) The mean of  $X_2^*$  is

$$E\{X_2^*\} = \frac{6}{a^3} \int_0^a (ax^2 - x^3) dx = \frac{6}{a^3} \left(\frac{a^4}{3} - \frac{a^4}{4}\right) = \frac{a}{2}.$$

The mean of  $\frac{1}{3}(X_1 + X_2 + X_3)$  is

$$E\left\{\frac{1}{3}(X_1 + X_2 + X_3)\right\} = \frac{1}{3} \cdot 3E\{X_1\} = \frac{a}{2}.$$

Since  $X_1^* + X_2^* + X_3^* = X_1 + X_2 + X_3$ , we get

$$\frac{1}{2} (X_1^* + X_3^*) = \frac{3}{2} \left\{ \frac{1}{3} (X_1 + X_2 + X_3) \right\} - \frac{1}{2} X_2^*,$$

hence

$$E \left\{ \frac{1}{2} (X_1^* + X_3^*) \right\} = \frac{3}{2} E \left\{ \frac{1}{3} (X_1 + X_2 + X_3) \right\} - \frac{1}{2} E \{X_2^*\} = \frac{3}{2} \cdot \frac{a}{2} - \frac{1}{2} \cdot \frac{a}{2} = \frac{a}{2},$$

and the three means are all equal to  $\frac{a}{2}$ .

5) It is well-known that

$$V \left\{ \frac{1}{3} (X_1 + X_2 + X_3) \right\} = \frac{1}{9} (V \{X_1\} + V \{X_2\} + V \{X_3\}) = \frac{1}{3} V \{X_1\} = \frac{1}{3} \cdot \frac{a^2}{12} = \frac{a^2}{36}.$$

Please click the advert

With us you can  
shape the future.  
Every single day.

For more information go to:  
[www.eon-career.com](http://www.eon-career.com)

Your energy shapes the future.

**e.on**

Since

$$E\{(X_2^*)^2\} = \frac{6}{a^3} \int_0^a (ax^3 - x^4) dx = \frac{6}{a^3} \left( \frac{a^5}{4} - \frac{a^5}{5} \right) = \frac{6}{20} a^2,$$

we obtain

$$V\{X_2^*\} = E\{(X_2^*)^2\} - (E\{X_2^*\})^2 = \frac{6}{20} a^2 - \frac{1}{4} a^2 = \frac{a^2}{20}.$$

It follows that the mean  $\frac{1}{3}(X_1 + X_2 + X_3)$  has the smallest variance.

**Example 2.2** Let  $X_1, X_2, X_3$  and  $X_4$  be independent random variables of the same distribution function  $F(x)$  and frequency  $f(x)$ ,  $x \in \mathbb{R}$ , and let the random variables  $Y$  and  $Z$  be defined by

$$Y = \min\{X_1, X_2, X_3, X_4\}, \quad Z = \max\{X_1, X_2, X_3, X_4\}.$$

1. Find, expressed by  $F(x)$  and  $f(x)$ , the distribution functions and the frequencies of the random variables  $Y$  and  $Z$ .
2. Prove that the simultaneous frequency of  $(Y, Z)$  is given by

$$g(y, z) = \begin{cases} 12 f(y) \cdot f(z) \cdot \{F(z) - F(y)\}^2, & y \leq z, \\ 0, & y > z, \end{cases}$$

HINT: Start by finding  $P\{Y > y \wedge Z \leq z\}$  for  $y \leq z$ .

We assume in the following that

$$f(x) = \begin{cases} 1, & x \in ]0, 1[, \\ 0, & \text{otherwise.} \end{cases}$$

3. Find the frequencies of  $Y$  and  $Z$ , and the simultaneous frequency of  $(Y, Z)$ .
4. Find the means  $E\{Y\}$  and  $E\{Z\}$ .
5. Find the variances  $V\{Y\}$  and  $V\{Z\}$ .

We now introduce the width of the variation  $U$  by  $U = Z - Y$ .

6. Find the mean  $E\{U\}$ .
7. Find the variance  $V\{U\}$ .

1) We see that

$$F_Z(z) = P\{X_1 \leq z \wedge X_2 \leq z \wedge X_3 \leq z \wedge X_4 \leq z\} = \{F(z)\}^4$$

and

$$F_Y(y) = 1 - \{1 - F(y)\}^4.$$

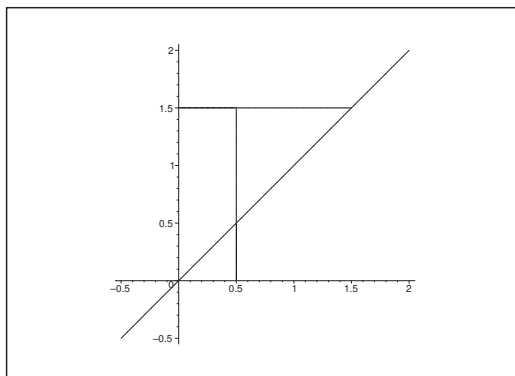


Figure 1: When  $y < z$ , the domain of integration is the triangle on the figure, where  $(y, z)$  are the coordinates of the rectangular corner.

By differentiation we get the frequencies

$$f_Y(y) = 4\{1 - F(y)\}^3 f(y)$$

and

$$f_Z(z) = 4\{F(z)\}^3 f(z).$$

2) By definition,  $Y \leq Z$ , so clearly  $g(y, z) = 0$  for  $y > z$ . If  $y \leq z$ , then

$$\begin{aligned} P\{Y > y \wedge Z \leq z\} &= P\{y < X_1 \leq z \wedge y < X_2 \leq z \wedge y < X_3 \leq z \wedge y < X_4 \leq z\} \\ &= P\{y < X_1 \leq z\} \cdot P\{y < X_2 \leq z\} \cdot P\{y < X_3 \leq z\} \cdot P\{y < X_4 \leq z\} \\ &= \{F(z) - F(y)\}^4, \end{aligned}$$

hence the distribution function of  $(Y, Z)$  is for  $y \leq z$  given by

$$F(y, z) = P\{Y \leq y \wedge Z \leq z\} = P\{Z \leq z\} - P\{Y > y \wedge Z \leq z\} = P\{Z \leq z\} - \{F(z) - F(y)\}^4.$$

Then

$$g(y, z) = \frac{\partial^2 G}{\partial y \partial z} = 0 - \frac{\partial}{\partial z} \{-4(F(z) - F(y))^3 f(y)\} = 12 f(y) \cdot f(z) \cdot \{F(z) - F(y)\}^2,$$

and the claim is proved.

3) Since  $F(x) = x$  for  $x \in ]0, 1[$ , we get for  $y, z \in ]0, 1[$  by insertion,

$$f_Y(y) = 4(1 - y)^3 \quad \text{and} \quad f_Z(z) = 4z^3.$$

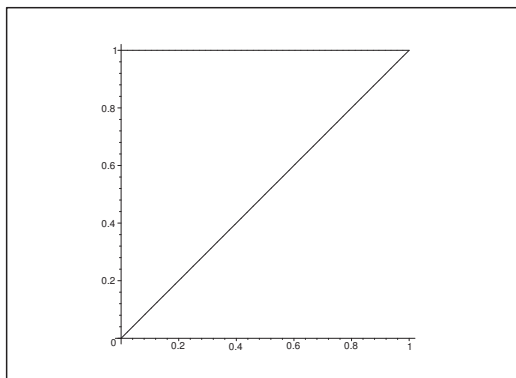
and  $f_Y(y) = 0$  for  $y \notin ]0, 1[$ , and  $f_Z(z) = 0$  for  $z \notin ]0, 1[$ .

When  $0 < y < z < 1$ , we get the simultaneous frequency

$$g(y, z) = 12 \cdot 1 \cdot 1 \cdot (z - y)^2 = 12(z - y)^2,$$

and  $g(y, z) = 0$  otherwise.



Figure 2: The domain  $D$ .

4) The means are given by

$$E\{Y\} = 4 \int_0^1 y(1-y)^3 dy = 4 \int_0^1 \{(1-y)^3 - (1-y)^4\} dy = 4 \left( \frac{1}{4} - \frac{1}{5} \right) = \frac{4}{20} = \frac{1}{5},$$

and

$$E\{Z\} = 4 \int_0^1 z^4 dz = \frac{4}{5}.$$

5) We first compute

$$\begin{aligned} E\{Y^2\} &= 4 \int_0^1 y^2(1-y)^3 dy = 4 \left[ -\frac{1}{4} y^2(1-y)^4 \right]_0^1 + 2 \int_0^1 y(1-y)^4 dy \\ &= 0 + 2 \left[ -\frac{1}{5} y(1-y)^5 \right]_0^1 + \frac{2}{5} \int_0^1 (1-y)^5 dy = 0 + \frac{2}{5 \cdot 6} = \frac{1}{15}. \end{aligned}$$

The variance is

$$V\{Y\} = \frac{1}{15} - \left( \frac{1}{5} \right)^2 = \frac{1}{5} \left( \frac{1}{3} - \frac{1}{5} \right) = \frac{2}{75}.$$

From

$$E\{Z^2\} = 4 \int_0^1 z^5 dz = \frac{4}{6} = \frac{2}{3}.$$

follows that

$$V\{Z\} = \frac{2}{3} - \left( \frac{4}{5} \right)^2 = \frac{2}{3} - \frac{16}{25} = \frac{50 - 48}{75} = \frac{2}{75}.$$

6) The mean is of course

$$E\{U\} = E\{Z - Y\} = E\{Z\} - E\{Y\} = \frac{4}{5} - \frac{1}{5} = \frac{3}{5}.$$

7) Finally,

$$E\{U^2\} = E\{Z^2\} - 2E\{ZY\} + E\{Y^2\} = \frac{2}{3} + \frac{1}{15} - 2E\{ZY\},$$

where

$$\begin{aligned} E\{ZY\} &= \int \int_D yz g(y, z) dy dz = 12 \int \int_D yz(z-y)^2 dy dz = 12 \int_0^1 z \left\{ \int_0^z y(y-z)^2 dy \right\} dz \\ &= 12 \int_0^1 z \left\{ \left[ \frac{1}{3} y \cdot (y-z)^3 \right]_0^z - \frac{1}{3} \int_0^z (y-z)^3 dy \right\} dz \\ &= -4 \int_0^1 z \left[ \frac{1}{4} (y-z)^4 \right]_0^z dz = \int_0^1 z^5 dz = \frac{1}{6}, \end{aligned}$$

which gives by insertion

$$E\{U^2\} = \frac{2}{3} + \frac{1}{15} - \frac{1}{3} = \frac{1}{3} + \frac{1}{15} = \frac{6}{15} = \frac{2}{5}.$$

The variance is

$$V\{U\} = E\{U^2\} - (E\{U\})^2 = \frac{2}{5} - \left(\frac{3}{5}\right)^2 = \frac{2}{5} - \frac{9}{25} = \frac{1}{25}.$$

Please click the advert

**Nido**

**Luxurious accommodation**

**Central zone 1 & 2 locations**

**Meet hundreds of international students**

**BOOK NOW and get a £100 voucher from voucherexpress**

**Nido Student Living - London**

**Visit [www.NidoStudentLiving.com/Bookboon](http://www.NidoStudentLiving.com/Bookboon) for more info.**

**+44 (0)20 3102 1060**

**Example 2.3** Let  $X_1$  and  $X_2$  be independent, identically distributed random variables of frequency

$$f(x) = \begin{cases} \frac{2x}{a^2}, & 0 < x < a, \\ 0, & \text{otherwise,} \end{cases}$$

where  $a$  is a positive constant, and let the random variables  $Y$  and  $Z$  be given by

$$Y = \max\{X_1, X_2\}, \quad Z = \min\{X_1, X_2\}.$$

1. Compute the mean and the variance of  $X_1$ .
2. Find the frequency and the mean of  $Y$ .
3. Find the frequency and the mean of  $Z$ .
4. Prove that the simultaneous frequency of  $(Y, Z)$  is given by

$$g(y, z) = \begin{cases} \frac{8yz}{a^4}, & 0 < z < y < a, \\ 0, & \text{otherwise.} \end{cases}$$

HINT: Start by computing  $P\{Y \leq y \wedge Z > z\}$  for  $z < y$ .

We introduce the width of the variation  $U$  by  $U = Y - Z$ .

5. Find the mean of  $U$ .
6. Find the frequency of  $U$ .

1) By the usual computations,

$$E\{X_1\} = \int_0^a x \cdot \frac{2x}{a^2} dx = \frac{2}{3}a,$$

and

$$E\{X_1^2\} = \int_0^a x^2 \cdot \frac{2x}{a^2} dx = \frac{1}{2}a^2,$$

hence

$$V\{X_1\} = E\{X_1^2\} - (E\{X_1\})^2 = \left(\frac{1}{2} - \frac{4}{9}\right)a^2 = \frac{1}{18}a^2.$$

2) Let  $F(x) \left[ = \frac{x^2}{a^2} \text{ for } 0 < x < a \right]$  be the distribution function of  $X_1$  and  $X_2$ . Then the distribution function of  $Y$  is in the interval  $]0, a[$  given by

$$F_Y(y) = \{F(y)\}^2 = \frac{y^4}{a^4},$$

so the corresponding frequency is

$$f_Y(y) = \begin{cases} 4 \frac{y^3}{a^4} & \text{for } 0 < y < a, \\ 0 & \text{otherwise.} \end{cases}$$

The mean is

$$E\{Y\} = \int_0^a \frac{4y^4}{a^4} dy = \frac{4}{5} a.$$

3) Analogously, the distribution function of  $Z$  for  $0 < z < a$  is given by

$$F_Z(z) = 1 - \{1 - F(z)\}^2 = 1 - \left(1 - \frac{z^2}{a^2}\right)^2 = \frac{1}{a^4} (2a^2 z^2 - z^4).$$

We get the frequency by a differentiation,

$$f_Z(z) = \begin{cases} \frac{4}{a^4} \{a^2 z - z^3\} & \text{for } 0 < z < a, \\ 0 & \text{otherwise.} \end{cases}$$

The mean is

$$E\{Z\} = \frac{4}{a^2} \int_0^a \{a^2 z^2 - z^4\} dz = \frac{4}{a^4} \left(\frac{1}{3} - \frac{1}{5}\right) a^5 = \frac{8}{15} a.$$

4) It follows from the definitions of  $Y$  and  $Z$  that  $g(y, z) = 0$ , whenever we do *not* have  $0 < z < y < a$ . On the other hand, if these inequalities are fulfilled, then it follows, since  $X_1$  and  $X_2$  are independent that

$$\begin{aligned} P\{Y \leq y \wedge Z > z\} &= P\{z < X_1 \leq y \wedge z < X_2 \leq y\} = P\{z < X_1 \leq y\} \cdot P\{z < X_2 \leq y\} \\ &= \{F(y) - F(z)\}^2 = \frac{1}{a^4} (y^2 - z^2)^2. \end{aligned}$$

Therefore, if  $0 < z < y < a$ , then the simultaneous distribution function is given by

$$G(y, z) = P\{Y \leq y \wedge Z \leq z\} = P\{Y \leq y\} - P\{Y \leq y \wedge Z > z\} = F_Y(y) - \frac{1}{a^4} (y^2 - z^2)^2,$$

hence

$$\frac{\partial G}{\partial z} = 0 - \frac{2}{a^4} (y^2 - z^2) \cdot (-2z) = \frac{4z}{a^4} (y^2 - z^2),$$

and

$$g(y, z) = \frac{\partial^2 G}{\partial y \partial z} = \frac{8yz}{a^4} \quad 0 < z < y < a,$$

and  $g(y, z) = 0$  otherwise.

5) The mean is of course

$$E\{U\} = E\{Y - Z\} = E\{Y\} - E\{Z\} = \frac{4}{5}a - \frac{8}{15}a = \frac{4}{15}a.$$

6) The frequency of  $U = Y - Z$  is given by

$$f_U(u) = \int_{-\infty}^{\infty} g(y, y - u) dy.$$

The integrand is  $\neq 0$ , when  $0 < y - u < y < a$ , so we have the conditions

$$0 < y < a \quad \text{and} \quad 0 < u < y < a.$$

If  $u \in ]0, 1[$ , then the domain of integration is  $u < y < a$ , hence

$$\begin{aligned} f_U(u) &= \int_u^a \frac{8y}{a^4} (y - u) dy = \frac{8}{a^4} \int_u^a (yr - yu) dy = \frac{8}{a^4} \left[ \frac{1}{3} y^3 - \frac{u}{2} y^2 \right]_u^a \\ &= \frac{8}{a^4} \left\{ \frac{a^3}{3} - \frac{a^2}{2} u - \frac{1}{3} u^3 + \frac{1}{2} u^3 \right\} = \frac{8}{a^4} \left\{ \frac{a^3}{3} - \frac{a^2}{2} u + \frac{1}{6} u^3 \right\}, \end{aligned}$$

and  $f_U(u) = 0$  otherwise.

A WEAK CHECK:

$$\int_0^a f_U(u) du = \frac{8}{a^4} \left\{ \frac{a^3}{3} \cdot a - \frac{a^2}{4} \cdot a^2 + \frac{1}{24} a^4 \right\} = 8 \left( \frac{1}{3} - \frac{1}{4} + \frac{1}{24} \right) = \frac{8}{24} (8 - 6 + 1) = 1.$$

Please click the advert

I joined MITAS because  
I wanted **real responsibility**

The Graduate Programme  
for Engineers and Geoscientists  
[Maersk.com/Mitas](http://Maersk.com/Mitas)



**Month 16**

I was a construction  
supervisor in  
the North Sea  
advising and  
helping foremen  
solve problems

Real work  
International opportunities  
Three work placements



 **MAERSK**

Download free ebooks at [bookboon.com](http://bookboon.com)

**Example 2.4** An instrument contains two components, the lifetimes of which  $T_1$  and  $T_2$  are independent random variables, both of the frequency

$$f(t) = \begin{cases} a e^{-at}, & t > 0, \\ 0, & t \leq 0, \end{cases}$$

where  $a$  is a positive constant.

We introduce the random variables  $X_1$ ,  $X_2$  and  $Y_2$  by

$$X_1 = \min\{T_1, T_2\}, \quad X_2 = \max\{T_1, T_2\}, \quad Y_2 = X_2 - X_1.$$

Here,  $X_1$  denotes the time until the first of the components fails, and  $X_2$  the time, until the second component also fails, and  $Y_2$  is the time from the first component fails to the second one fails.

1. Find the frequency and the mean of  $X_1$ .
2. Find the frequency and the mean of  $X_2$ .
3. Find the mean of  $Y_2$ .

The simultaneous frequency of  $(X_1, X_2)$  is given by

$$h(x_1, x_2) = \begin{cases} 2a^2 e^{-a(x_1+x_2)}, & 0 < x_1 < x_2, \\ 0, & \text{otherwise.} \end{cases}$$

(One shall not prove this statement.)

4. Find the simultaneous frequency of the 2-dimensional random variable  $(X_1, Y_2)$ .
5. Find the frequency of  $Y_2$ .
6. Check if the random variables  $X_1$  and  $Y_2$  are independent.

1) Concerning  $X_1$ ,

$$P\{X_1 > x_1\} = P\{T_1 > x_1 \wedge T_2 > x_1\} = P\{T_1 > x_1\} \cdot P\{T_2 > x_1\} = e^{-2ax_1},$$

thus

$$P\{X_1 \leq x_1\} = 1 - e^{-2ax_1}, \quad x_1 > 0,$$

and  $X_1$  is exponentially distributed of the frequency

$$f_{X_1} = \begin{cases} 2a e^{-2ax_1}, & x_1 > 0, \\ 0, & x_1 \leq 0, \end{cases} \quad \text{and mean } \frac{1}{2a}.$$

2) Concerning  $X_2$ ,

$$\begin{aligned} P\{X_2 \leq x_2\} &= P\{T_1 \leq x_2 \wedge T_2 \leq x_2\} = P\{T_1 \leq x_2\} \cdot P\{T_2 \leq x_2\} \\ &= (1 - e^{-ax_2})^2, \quad x_2 > 0, \end{aligned}$$

thus  $X_2$  has the frequency

$$f_{X_2}(x_2) = 2a e^{-ax_2} (1 - e^{-ax_2}) = 2a e^{-ax_2} - 2a e^{-2ax_2} \quad \text{for } x_2 > 0,$$

and

$$f_{X_2}(x_2) = 0 \quad \text{for } x_2 \leq 0.$$

THE MEAN is

$$E\{X_2\} = \int_0^{\infty} x_2 f_{X_2}(x_2) dx_2 = \int_0^{\infty} \{2a x_2 e^{-ax_2} - 2a x_2 e^{-2ax_2}\} dx_2 = \frac{2}{a} - \frac{1}{2a} = \frac{3}{2a}.$$

ADDITIONAL. The mean of  $X_2$  is easily obtained from  $X_1 + X_2 = T_1 + T_2$ , i.e.

$$E\{X_2\} = E\{T_1\} + E\{T_2\} - E\{X_1\} = \frac{1}{a} + \frac{1}{a} - \frac{1}{2a} = \frac{3}{2a}.$$

3) This is trivial, because

$$E\{Y_2\} = E\{X_2\} - E\{X_1\} = \frac{3}{2a} - \frac{1}{2a} = \frac{1}{a}.$$

4) The simultaneous frequency  $k(y_1, y_2)$  of

$$(Y_1, Y_2) = (X_1, X_2 - X_1)$$

can e.g. be obtained directly by using a formula, where  $a = 1$ ,  $b = 0$ ,  $c = -1$  and  $d = -1$ ,

$$\begin{aligned} k(y_1, y_2) &= h\left(\frac{dy_1 - by_2}{ad - bc}, \frac{-cy_1 + ay_2}{ad - bc}\right) \cdot \frac{1}{|ad - bc|} \\ &= h(y_1, y_1 + y_2) = 2a^2 e^{-a(2y_1 + y_2)} \quad \text{for } y_1 > 0 \text{ and } y_2 > 0, \end{aligned}$$

and

$$k(y_1, y_2) = 0 \quad \text{otherwise.}$$

This is also written

$$k(y_1, y_2) = \begin{cases} 2a e^{-2ay_1} \cdot a e^{-ay_2}, & \text{for } y_1 > 0 \text{ and } y_2 > 0, \\ 0, & \text{otherwise.} \end{cases}$$

5) (and 6.) It follows immediately from 4. that  $Y_1 (= X_1)$  and  $Y_2$  are independent, and that  $Y_2$  has the frequency

$$k_{Y_2}(y_2) = \begin{cases} a e^{-ay_2}, & y_2 > 0, \\ 0, & y_2 \leq 0. \end{cases}$$

**Example 2.5** An instrument  $A$  contains two components, the lifetimes of which  $X_1$  and  $X_2$  are independent random variables, both of the frequency

$$f(x) = \begin{cases} a e^{-ax}, & x > 0, \\ 0, & x \leq 0, \end{cases}$$

where  $a$  is a positive constant.

The instrument  $A$  works as long as at least one of the two components is working, thus the lifetime  $X$  of  $A$  is

$$X = \max \{X_1, X_2\}.$$

Another instrument  $B$  has the lifetime  $Y$  of the frequency

$$g(y) = \begin{cases} a e^{-ay}, & y > 0, \\ 0, & y \leq 0. \end{cases}$$

- 1) Find the distribution function and the frequency of the random variable  $X$ .
- 2) Find the mean of  $X$ .
- 3) Find the simultaneous frequency of  $(X, Y)$ , and find  $P\{Y > X\}$ .
- 4) Find the frequency of  $X + Y$ , and find the mean of  $X + Y$ .

- 1) Since  $X_1$  and  $X_2$  have the frequency

$$f(x) = a e^{-ax}, \quad \text{for } x > 0,$$

the distribution function of each of them is

$$F(x) = 1 - e^{-ax}, \quad \text{for } x > 0.$$

Then by a formula,  $X = \max \{X_1, X_2\}$  has the frequency

$$F_X(x) = F_{X_1}(x) \cdot F_{X_2}(x) = \{1 - e^{-ax}\}^2 \quad \text{for } x > 0,$$

hence the frequency for  $x > 0$  is given by

$$f_X(x) = F'_X(x) = 2(1 - e^{-ax}) a e^{-ax} = 2a e^{-ax} - 2a e^{-2ax}.$$

- 2) The mean is

$$\begin{aligned} E\{X\} &= \int_0^{\infty} x f_X(x) dx = 2a \int_0^{\infty} x e^{-ax} dx - 2a \int_0^{\infty} x e^{-2ax} dx \\ &= 2a \left( \frac{1}{a^2} - \frac{1}{4a^2} \right) = 2a \cdot \frac{3}{4a^2} = \frac{3}{2a}. \end{aligned}$$



3) In the first quadrant the simultaneous frequency is given by

$$f_X(x) g_Y(y) = 2a (e^{-ax} - e^{-2ax}) \cdot a e^{-ay},$$

hence

$$\begin{aligned} P\{Y > X\} &= \int_{x=0}^{\infty} 2a (e^{-ax} - e^{-2ax}) \left\{ \int_{y=x}^{\infty} a e^{-ay} dy \right\} dx = \int_0^{\infty} 2a (e^{-ax} - e^{-2ax}) e^{-ax} dx \\ &= \int_0^{\infty} 2a (e^{-2ax} - e^{-3ax}) dx = 2a \left( \frac{1}{2a} - \frac{1}{3a} \right) = \frac{1}{3}. \end{aligned}$$

4) The mean of  $X + Y$  is of course

$$E\{X + Y\} = E\{X\} + E\{Y\} = \frac{3}{2a} + \frac{1}{a} = \frac{5}{2a}.$$

When  $z > 0$ , the frequency of  $X + Y$  is given by

$$\begin{aligned} h(z) &= \int_0^z f_X(x) g_Y(z-x) dx \\ &= \int_0^z 2a (e^{-ax} - e^{-2ax}) a e^{-a(z-x)} dx = 2a^2 \int_0^z (e^{-az} - e^{-ax} e^{-az}) dx \\ &= 2a^2 e^{-az} \int_0^z (1 - e^{-ax}) dx = 2a^2 e^{-az} \left\{ z - \frac{1}{a} (1 - e^{-az}) \right\} \\ &= 2a^2 z e^{-az} - 2a e^{-az} + 2a e^{-2az} = 2a e^{-az} (az - 1 + e^{-az}). \end{aligned}$$

Please click the advert



**Brain power**

By 2020, wind could provide one-tenth of our planet's electricity needs. Already today, SKF's innovative know-how is crucial to running a large proportion of the world's wind turbines.

Up to 25 % of the generating costs relate to maintenance. These can be reduced dramatically thanks to our systems for on-line condition monitoring and automatic lubrication. We help make it more economical to create cleaner, cheaper energy out of thin air.

By sharing our experience, expertise, and creativity, industries can boost performance beyond expectations. Therefore we need the best employees who can meet this challenge!

**The Power of Knowledge Engineering**

Plug into The Power of Knowledge Engineering.  
Visit us at [www.skf.com/knowledge](http://www.skf.com/knowledge)

**SKF**

### 3 The transformation formula and the Jacobian

**Example 3.1** Let  $(X_1, X_2)$  be a 2-dimensional random variable of the frequency

$$h(x_1, x_2) = \begin{cases} \frac{1}{\pi}, & 0 < x_1^2 + x_2^2 < 1, \\ 0, & \text{otherwise.} \end{cases}$$

1. Find the frequencies of the random variables  $X_1$  and  $X_2$ .
2. Find the means and the variances of the random variables  $X_1$  and  $X_2$ .
3. Prove that  $X_1$  and  $X_2$  are non-correlated, but not independent.

Let  $(Y_1, Y_2)$  be given by

$$X_1 = Y_1 \cos Y_2, \quad X_2 = Y_1 \sin Y_2,$$

where  $0 < Y_1 < 1$  and  $0 \leq Y_2 < 2\pi$ .

4. Find the frequency  $k(y_1, y_2)$  for  $(Y_1, Y_2)$ .

Are  $Y_1$  and  $Y_2$  independent?

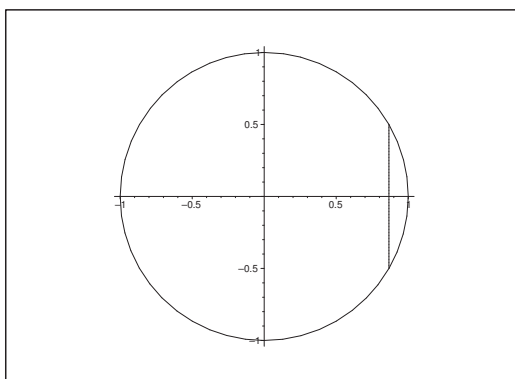


Figure 3: When  $-1 < x_1 < 1$ , then  $-\sqrt{1 - x_1^2} < x_2 < \sqrt{1 - x_1^2}$ .

1) It follows immediately that

$$f_{X_1}(x_1) = \begin{cases} \frac{2}{\pi} \sqrt{1 - x_1^2}, & -1 < x_1 < 1, \\ 0 & \text{otherwise,} \end{cases}$$

and

$$f_{X_2}(x_2) = \begin{cases} \frac{2}{\pi} \sqrt{1 - x_2^2}, & -1 < x_2 < 1, \\ 0 & \text{otherwise.} \end{cases}$$

2) It follows from the above that

$$E\{X_1\} = E\{X_2\} = \frac{2}{\pi} \int_{-1}^1 t \sqrt{1-t^2} dt = 0,$$

and

$$\begin{aligned} V\{X_1\} = V\{X_2\} &= E\{X_1^2\} = \frac{2}{\pi} \int_{-1}^1 t^2 \sqrt{1-t^2} dt = \frac{4}{\pi} \int_0^1 t^2 \sqrt{1-t^2} dt \\ &= \frac{4}{\pi} \int_0^{\frac{\pi}{2}} \sin^2 t \cdot \cos t \cdot \cos t dt = \frac{1}{\pi} \int_0^{\frac{\pi}{2}} \sin^2 2t dt = \frac{1}{4}. \end{aligned}$$

3) The support of the frequency is not a rectangle parallel to the axes. Hence,  $X_1$  and  $X_2$  cannot be independent.

It follows from the symmetry that  $E\{X_1 X_2\} = 0$ . Hence

$$\text{Cov}(X_1, X_2) = E\{X_1 X_2\} - E\{X_1\} E\{X_2\} = 0,$$

and  $X_1$  and  $X_2$  are non-correlated.

4) The map

$$(x_1, x_2) = \varphi(y_1, y_2) = (y_1 \cos y_2, y_1 \sin y_2)$$

is bijective between the two given domains.

The Jacobian is

$$\frac{\partial(x_1, x_2)}{\partial(y_1, y_2)} = \begin{vmatrix} \frac{dx_1}{dy_1} & \frac{dx_1}{dy_2} \\ \frac{dx_2}{dy_1} & \frac{dx_2}{dy_2} \end{vmatrix} = \begin{vmatrix} \cos y_2 & -y_1 \sin y_2 \\ \sin y_2 & y_1 \cos y_2 \end{vmatrix} = y_1 \neq 0.$$

Then we get the frequency of  $(Y_1, Y_2)$ ,

$$k(y_1, y_2) = \begin{cases} \frac{1}{\pi} y_1, & \text{for } y_1 \in ]0, 1[ \text{ and } y_2 \in [0, 2\pi[, \\ 0 & \text{otherwise.} \end{cases}$$

5) It follows from

$$g_{Y_1}(y_1) = \begin{cases} 2y_1 & \text{for } y \in ]0, 1[, \\ 0 & \text{otherwise,} \end{cases}$$

and

$$g_{Y_2}(y_2) = \begin{cases} \frac{1}{2\pi} & \text{for } y_2 \in [0, 2\pi[, \\ 0 & \text{otherwise,} \end{cases}$$

that

$$k(y_1, y_2) = g_{Y_1}(y_1) \cdot g_{Y_2}(y_2),$$

hence  $Y_1$  and  $Y_2$  are independent.

**Example 3.2** Let  $(X_1, X_2)$  have the frequency

$$h(x_1, x_2) = \begin{cases} e^{-x_1} \cdot \lambda e^{-\lambda x_2}, & x_1 > 0, x_2 > 0, \\ 0, & \text{otherwise,} \end{cases}$$

where  $\lambda$  is a positive constant, and let  $(Y_1, Y_2) = \tau(X_1, X_2)$  be given by

$$Y_1 = X_1 + X_2, \quad Y_2 = X_1 - X_2.$$

1) Prove that  $\tau$  maps  $]0, \infty[ \times ]0, \infty[$  bijectively onto the domain

$$D' = \{(y_1, y_2) \in \mathbb{R}^2 \mid y_1 > 0, |y_2| < y_1\}.$$

2) Find the frequency  $k(y_1, y_2)$  of  $(Y_1, Y_2)$ .

3) Prove that  $Y_1$  and  $Y_2$  are non-correlated for precisely one value of  $\lambda$ , and find this value.

4) Prove that  $Y_1$  and  $Y_2$  are not independent for any choice of  $\lambda$ .

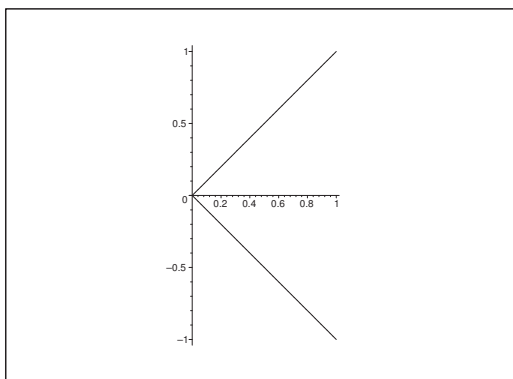


Figure 4: The domain  $D'$  is the angular space in the right half plane (and  $D$  is the first quadrant).

1) It follows from

$$y_1 = x_1 + x_2, \quad y_2 = x_1 - x_2,$$

that

$$x_1 = \frac{1}{2} (y_1 + y_2), \quad x_2 = \frac{1}{2} (y_1 - y_2).$$

Since  $(x_1, x_2)$  is uniquely determined (by an explicit expression as a function) from the given  $(y_1, y_2)$  and *vice versa*, the map is bijective.

In order to find the image  $D'$  of the first quadrant  $D$  by the map  $\tau$  we start by determining the images of the boundary curves:

- The line  $x_1 = 0$  is mapped into  $y_1 + y_2 = 0$ , i.e. into the line  $y_2 = -y_1$ .
- The line  $x_2 = 0$  is mapped into  $y_1 - y_2 = 0$ , i.e. into the line  $y_2 = y_1$ .

Since  $\tau$  is continuous and  $y_1 > 0$ , it follows from where the boundary curves are lying that the image is

$$D' = \{(y_1, y_2) \in \mathbb{R}^2 \mid y_1 > 0, |y_2| < y_1\},$$

which has been indicated on the figure.

2) The Jacobian is

$$\frac{\partial(x_1, x_2)}{\partial(y_1, y_2)} = \begin{vmatrix} \frac{1}{2} & \frac{1}{2} \\ \frac{1}{2} & -\frac{1}{2} \end{vmatrix} = -\frac{1}{2}.$$

Hence, if  $(y_1, y_2) \in D'$ , then the frequency of  $(Y_1, Y_2)$  is given by

$$\begin{aligned} k(y_1, y_2) &= \left| -\frac{1}{2} \right| \cdot h\left(\frac{1}{2}(y_1 + y_2), \frac{1}{2}(y_1 - y_2)\right) \\ &= \frac{\lambda}{2} \exp\left(-\frac{1}{2}(y_1 + y_2)\right) \cdot \exp\left(-\frac{\lambda}{2}(y_1 - y_2)\right) \\ &= \frac{\lambda}{2} \exp\left(-\frac{\lambda+1}{2}y_1\right) \cdot \exp\left(\frac{\lambda-1}{2}y_2\right), \end{aligned}$$

Please click the advert

## Are you considering a European business degree?

**LEARN BUSINESS** at university level. We mix cases with cutting edge research working individually or in teams and everyone speaks English. Bring back valuable knowledge and experience to boost your career.

**MEET** a culture of new foods, music and traditions and a new way of studying business in a safe, clean environment – in the middle of Copenhagen, Denmark.

**ENGAGE** in extra-curricular activities such as case competitions, sports, etc. – make new friends among CBS' 18,000 students from more than 80 countries.

EFMD **EQUIS** ACCREDITED  
AACSB ACCREDITED  
ACCREDITED BY ASSOCIATION OF MBAs  
CEMS EQUIS ACCREDITED

See what we look like and how we work on [cbs.dk](http://cbs.dk)

Download free ebooks at [bookboon.com](http://bookboon.com)

or more well-organized

$$k(y_1, y_2) = \begin{cases} \frac{\lambda}{2} \exp\left(-\frac{\lambda+1}{2} y_1\right) \cdot \exp\left(\frac{\lambda-1}{2} y_2\right), & y_1 > 0, |y_2| < y_1, \\ 0, & \text{otherwise.} \end{cases}$$

3) Since  $X_1$  and  $X_2$  are independent, it follows by a reduction that

$$\text{Cov}(Y_1, Y_2) = \text{Cov}(X_1 + X_2, X_1 - X_2) = V\{X_1\} - V\{X_2\}.$$

It follows from

$$V\{X_1\} = \int_0^\infty x_1^2 e^{-x_1} dx_1 - \left\{ \int_0^\infty x_1 e^{-x_1} dx_1 \right\}^2 = 2! - (1!)^2 = 1,$$

and

$$V\{X_2\} = \int_0^\infty x_2^2 \lambda e^{-\lambda x_2} dx_2 - \left\{ \int_0^\infty x_2 \cdot \lambda e^{-\lambda x_2} dx_2 \right\}^2 = \frac{2}{\lambda^2} - \frac{1}{\lambda^2} = \frac{1}{\lambda^2},$$

that  $\text{Cov}(Y_1, Y_2) = 0$ , precisely when  $\lambda > 0$  is equal to  $\lambda = 1$ , hence  $Y_1$  and  $Y_2$  are non-correlated precisely when  $\lambda = 1$ .

4) Since  $D'$  is not a domain which is parallel to the axes,  $Y_1$  and  $Y_2$  cannot be independent for any choice of  $\lambda > 0$ .

**Example 3.3** A 2-dimensional random variable  $(X, Y)$  has the frequency

$$h(x_1, x_2) = \begin{cases} 1, & 0 < x_1 < \infty, 0 < x_2 < e^{-x_1}, \\ 0, & \text{otherwise.} \end{cases}$$

1. Find the frequencies of the random variables  $X_1$  and  $X_2$ .
2. Find the means  $E\{X_1\}$  and  $E\{X_2\}$ .
3. Find the variances  $V\{X_1\}$  and  $V\{X_2\}$ .
4. Find the correlation coefficient  $\rho(X_1, X_2)$ .

Let the 2-dimensional random variable  $(Y_1, Y_2) = \tau(X_1, X_2)$  be given by

$$Y_1 = X_2 e^{X_1}, \quad Y_2 = e^{-X_1}.$$

5. Find the frequency of  $(Y_1, Y_2)$ .
6. Are  $Y_1$  and  $Y_2$  independent?

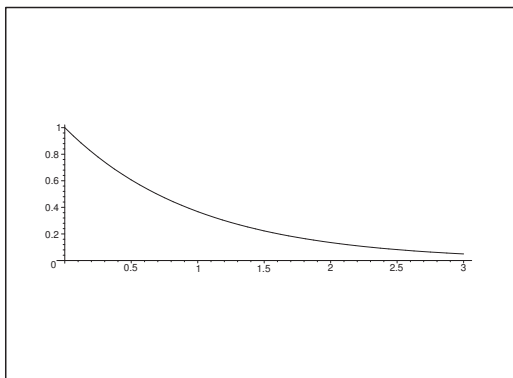


Figure 5: The domain  $D$ , where  $h(x_1, x_2) > 0$ .

1) We get for fixed  $x_1 \in \mathbb{R}$  by a vertical integration,

$$f_{X_1}(x_1) = \begin{cases} e^{-x_1} & \text{for } x_1 > 0, \\ 0 & \text{otherwise.} \end{cases}$$

Then by a horizontal integration for fixed  $x_2$ ,

$$f_{X_2}(x_2) = \begin{cases} -\ln x_2 & \text{for } 0 < x_2 < 1, \\ 0 & \text{otherwise.} \end{cases}$$

2) The means are  $E\{X_1\} = 1$ , and

$$E\{X_2\} = - \int_0^1 x_2 \cdot \ln x_2 dx_2 = - \left[ \frac{1}{2} x_2^2 \ln x_2 \right]_0^1 + \int_0^1 \frac{1}{2} x_2 dx_2 = \frac{1}{4}.$$

3) The variance of  $X_1$  can be found in a table,  $V\{X_1\} = 1$ .

Concerning  $X_2$  we first compute

$$E\{X_2^2\} = - \int_0^1 x_2^2 \ln x_2 dx_2 = - \left[ \frac{1}{3} x_2^3 \ln x_2 \right]_0^1 + \int_0^1 \frac{1}{3} x_2^3 dx_2 = \frac{1}{9}.$$

The variance is

$$V\{X_2\} = E\{X_2^2\} - (E\{X_2\})^2 = \frac{1}{9} - \frac{1}{16} = \frac{7}{144}.$$

4) It follows from

$$E\{X_1 X_2\} = \int_0^\infty x_1 \left\{ \int_0^{\exp(x_1)} x_2 dx_2 \right\} dx_1 = \frac{1}{2} \int_0^\infty x_1 \cdot e^{-2x_1} dx_1 = \frac{1}{8},$$

that

$$\text{Cov}(X_1, X_2) = E\{X_1 X_2\} - E\{X_1\} E\{X_2\} = \frac{1}{8} - 1 \cdot \frac{1}{4} = -\frac{1}{8},$$

hence

$$\rho(X_1, X_2) = \frac{\text{Cov}(X_1, X_2)}{\sqrt{V\{X_1\} V\{X_2\}}} = \frac{-\frac{1}{8}}{\sqrt{1 \cdot \frac{7}{144}}} = -\frac{12}{8\sqrt{7}} = -\frac{3\sqrt{7}}{14}.$$

5) It follows from

$$y_1 = x_2 e^{x_1}, \quad y_2 = e^{-x_1},$$

that

$$x_1 = -\ln y_2 \quad \text{and} \quad x_2 = y_1 y_2.$$

Investigating the boundary we see that

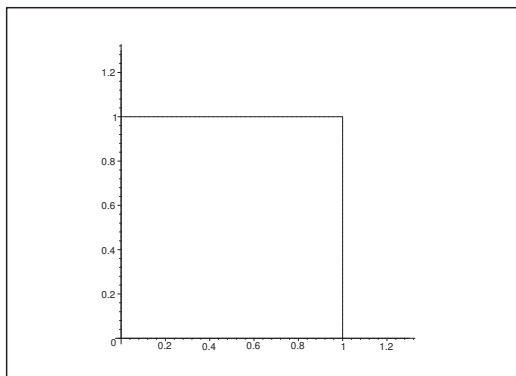
- the curve  $x_2 = 0$ ,  $x_1 > 0$  is mapped into  $y_1 = 0$  and  $0 < y_2 < 1$ ,
- the curve  $x_1 = 0$ ,  $0 < x_2 < 1$ , is mapped into  $0 < y_1 < 1$  and  $y_2 = 1$ ,
- the curve  $x_2 = e^{-x_1}$ ,  $x_1 > 0$  is mapped into  $y_1 = 1$  and  $0 < y_2 < 1$ .

Finally, it follows from  $y_1, y_2 > 0$  and  $y_1 = x_2 e^{x_1} < 1$  that the image is  $D' = ]0, 1[ \times ]0, 1[$ .

The Jacobian is

$$\frac{\partial(x_1, x_2)}{\partial(y_1, y_2)} = \begin{vmatrix} 0 & -\frac{1}{y_2} \\ y_2 & y_1 \end{vmatrix} = 1.$$



Figure 6: The image  $D'$ .

If  $(y_1, y_2) \in D'$ , then  $k(y_1, y_2) = 1$ , hence

$$k(y_1, y_2) = \begin{cases} 1 & \text{for } 0 < y_1 < 1, 0 < y_2 < 1, \\ 0, & \text{otherwise.} \end{cases}$$

6) Obviously,  $Y_1$  and  $Y_2$  are independent. In fact,

$$k_1(y_1) = \begin{cases} 1 & \text{for } 0 < y_1 < 1, \\ 0 & \text{otherwise,} \end{cases}$$

and

$$k_2(y_2) = \begin{cases} 1 & \text{for } 0 < y_2 < 1, \\ 0 & \text{otherwise,} \end{cases}$$

and

$$k(y_1, y_2) = k_1(y_1) \cdot k_2(y_2).$$

**Example 3.4** A 2-dimensional random variable  $(X_1, X_2)$  has the frequency

$$h(x_1, x_2) = \begin{cases} 4x_1^2 & \text{in } D, \\ 0 & \text{otherwise,} \end{cases}$$

where

$$D = \{(x_1, x_2) \in \mathbb{R}^2 \mid 0 < x_2 < x_1 < 1\}.$$

1. Find the marginal frequencies of  $X_1$  and  $X_2$ .
2. Compute the means  $E\{X_1\}$  and  $E\{X_2\}$ .
3. Compute the covariance  $\text{Cov}(X_1, X_2)$ .

We now define the random variables  $Y_1$  and  $Y_2$  by

$$(Y_1, Y_2) = \tau(X_1, X_2) = (X_1, X_1 - 2X_2).$$

4. Prove that the vector function  $\tau$  given by

$$\tau(x_1, x_2) = (x_1, x_1 - 2x_2)$$

maps  $D$  bijectively onto

$$D' = \{(y_1, y_2) \in \mathbb{R}^2 \mid 0 < y_1 < 1, -y_1 < y_2 < y_1\}.$$

5. Find the simultaneous frequency  $k(y_1, y_2)$  of  $(Y_1, Y_2)$ .
6. Find the marginal frequencies of  $Y_1$  and  $Y_2$ .
7. Compute the means  $E\{Y_1\}$  and  $E\{Y_2\}$ .
8. Check if  $Y_1$  and  $Y_2$  are non-correlated.
9. are  $Y_1$  and  $Y_2$  independent?

1) It follows by a vertical integration,

$$f_{X_1}(x_1) = \begin{cases} 4x_1^3 & \text{for } 0 < x_1 < 1, \\ 0 & \text{otherwise.} \end{cases}$$

Then by a horizontal integration for  $0 < x_2 < 1$ ,

$$f_{X_2}(x_2) = \int_{x_2}^1 4x_1^2 dx_1 = \frac{4}{3} (1 - x_2^3),$$

hence

$$f_{X_2}(x_2) = \begin{cases} \frac{4}{3} (1 - x_2^3) & \text{for } 0 < x_2 < 1, \\ 0 & \text{otherwise.} \end{cases}$$

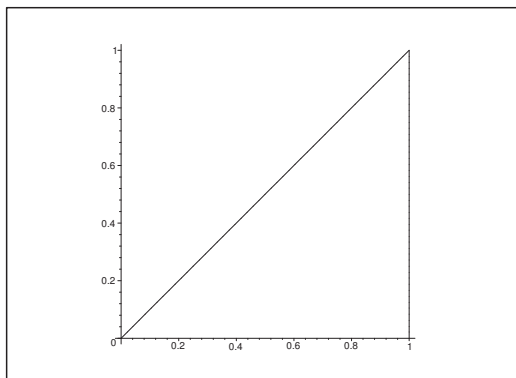


Figure 7: The domain  $D$ .

2) The means are

$$E\{X_1\} = \int_0^1 4x_1^4 dx_1 = \frac{4}{5},$$

and

$$E\{X_2\} = \frac{4}{3} \int_0^1 (x_2 - x_2^4) dx_2 = \frac{4}{3} \left( \frac{1}{2} - \frac{1}{5} \right) = \frac{4}{3} \cdot \frac{3}{10} = \frac{2}{5}.$$

Please click the advert



## The financial industry needs a strong software platform

That's why we need you

SimCorp is a leading provider of software solutions for the financial industry. We work together to reach a common goal: to help our clients succeed by providing a strong, scalable IT platform that enables growth, while mitigating risk and reducing cost. At SimCorp, we value commitment and enable you to make the most of your ambitions and potential.

Are you among the best qualified in finance, economics, IT or mathematics?

Find your next challenge at  
[www.simcorp.com/careers](http://www.simcorp.com/careers)



[www.simcorp.com](http://www.simcorp.com)  
 MITIGATE RISK | REDUCE COST | ENABLE GROWTH

3) It follows from

$$E\{X_1 X_2\} = \int_0^1 x_1 \left\{ \int_0^{x_1} x_2 \cdot 4x_1^2 dx_2 \right\} dx_1 = \int_0^1 4x_1^3 \cdot \frac{1}{2} x_1^2 dx_1 = \frac{2}{6} = \frac{1}{3},$$

that

$$\text{Cov}(X_1, X_2) = E\{X_1 X_2\} - E\{X_1\} \cdot E\{X_2\} = \frac{1}{3} - \frac{4}{5} \cdot \frac{2}{3} = \frac{1}{3} - \frac{8}{25} = \frac{1}{75}.$$

4) By solving the equations

$$y_1 = x_1 \quad \text{and} \quad y_2 = x_1 - 2x_2$$

with respect to  $(x_1, x_2)$  we get

$$x_1 = y_1 \quad \text{and} \quad x_2 = \frac{1}{2}(y_1 - y_2),$$

proving that the map is bijective.

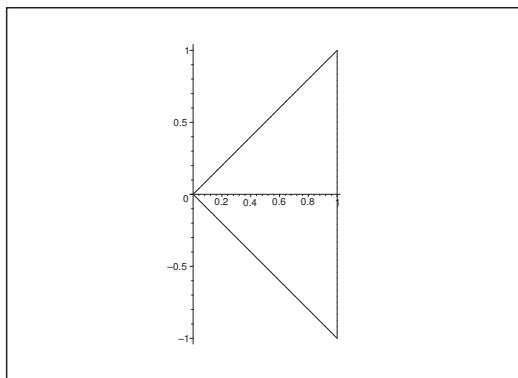


Figure 8: The image  $D'$ .

The images of the boundary curves are described by

- The line segment  $0 < x_1 < 1, x_2 = 0$ , is mapped into

$$(y_1, y_2) = (x_1, x_1), \quad 0 < x_1 < 1.$$

- The line segment  $x_1 = 1, 0 < x_2 < 1$ , is mapped into

$$y_1 = 1 \quad \text{and} \quad y_2 = 1 - 2x_2, \quad 0 < x_2 < 1.$$

- The line segment  $(x_1, x_2) = t(1, 1), 0 < t < 1$ , is mapped into the line segment

$$(y_1, y_2) = (t, -t), \quad 0 < t < 1.$$

Since a bounded set is mapped into a bounded set, it follows that  $D'$  is the triangle on the figure.

5) The Jacobian is

$$\frac{\partial(x_1, x_2)}{\partial(y_1, y_2)} = \begin{vmatrix} 1 & 0 \\ \frac{1}{2} & -\frac{1}{2} \end{vmatrix} = -\frac{1}{2}.$$

Then by the transformation formula,

$$k(y_1, y_2) = \left| -\frac{1}{2} \right| \cdot 4y_1^2 = 2y_1^2 \quad \text{i } D',$$

and

$$k(y_1, y_2) = 0 \quad \text{for } (y_1, y_2) \notin D'.$$

6) By a vertical integration,

$$f_{Y_1}(y_1) = 2y_1 \cdot 2y_1^2 = 4y_1^3 \quad \text{for } 0 < y_1 < 1,$$

and

$$f_{Y_1}(y_1) = 0 \quad \text{otherwise.}$$

By a horizontal integration,

$$f_{Y_2}(y_2) = \int_{|y_2|}^1 2y_1^2 dy_1 = \frac{2}{3} (1 - |y_2|^3) \quad \text{for } -1 < y_2 < 1,$$

and

$$f_{Y_2}(y_2) = 0 \quad \text{otherwise.}$$

7) The means are

$$E\{Y_1\} = E\{X_1\} = \frac{4}{5}$$

and

$$E\{Y_2\} = E\{X_1 - 2X_2\} = \frac{4}{5} - 2 \cdot \frac{2}{5} = 0.$$

Concerning  $E\{Y_2\}$  one may alternatively apply that  $f_{Y_2}(y_2)$  is an even function over a symmetric interval. The computations, however, are in this case far bigger.

8) Since  $y_1 y_2 k(y_1, y_2)$  is an odd function in  $y_2$ , it follows by the symmetry with respect to the  $Y_1$  axis that  $E\{Y_1 Y_2\} = 0$ , hence

$$\text{Cov}(Y_1, Y_2) = E\{Y_1 Y_2\} - E\{Y_1\} \cdot E\{Y_2\} = 0,$$

whence  $Y_1$  and  $Y_2$  are non-correlated.

9) The support  $D'$  of the frequency  $k(y_1, y_2)$  is not rectangular. Hence  $Y_1$  and  $Y_2$  are not independent.

**Example 3.5** Let  $(X_1, X_2)$  be a 2-dimensional random variable of frequency

$$h(x_1, x_2) = \begin{cases} \frac{3}{2}x_2, & (x_1, x_2) \in D, \\ 0, & \text{otherwise.} \end{cases}$$

where

$$D = \{(x_1, x_2) \in \mathbb{R}^2 \mid 0 < x_2 < 1, -x_2 < x_1 < x_2\}.$$

1. Find the marginal frequencies of  $X_1$  and  $X_2$ .
2. Compute the means  $E\{X_1\}$  and  $E\{X_2\}$ .
3. Prove that  $X_1$  and  $X_2$  are non-correlated.
4. Are  $X_1$  and  $X_2$  independent?

We now define the random variables  $Y_1$  and  $Y_2$  by

$$(Y_1, Y_2) = \tau(X_1, X_2) = (-X_1 + X_2, 2X_2).$$

Without proof we may use that the vector function  $\tau$  given by

$$\tau(x_1, x_2) = (-x_1 + x_2, 2x_2)$$

maps  $D$  bijectively onto

$$D' = \{(y_1, y_2) \in \mathbb{R}^2 \mid 0 < y_1 < y_2 < 2\}.$$

5. Find the simultaneous frequency  $f(y_1, y_2)$  of  $(Y_1, Y_2)$ .
6. Find the marginal frequencies of  $Y_1$  and  $Y_2$ .
7. Compute  $P\{Y_2 > 2Y_1\}$ .

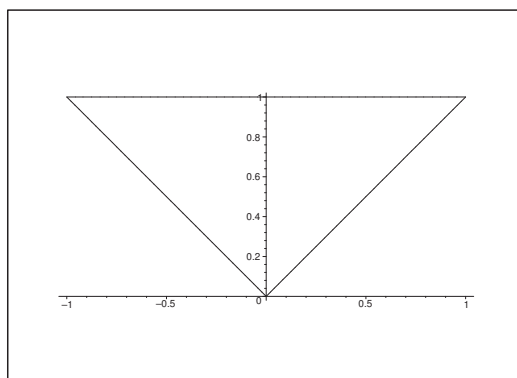


Figure 9: The domain  $D$ .

1) We get by a vertical integration,

$$f_{X_1}(x_1) = \int_{|x_1|}^1 \frac{3}{2} x_2 dx_2 = \frac{3}{4} (1 - x_1^2) \quad \text{for } -1 < x_1 < 1,$$

and

$$f_{X_1}(x_1) = 0 \quad \text{otherwise.}$$

Then by a horizontal integration,

$$f_{X_2}(x_2) = \int_{-x_2}^{x_2} \frac{3}{2} x_2 dx_2 = 3x_2^2 \quad \text{for } 0 < x_2 < 1,$$

and

$$f_{X_2}(x_2) = 0 \quad \text{otherwise.}$$

2) The means are

$$E\{X_1\} = \int_{-1}^1 x_1 \cdot \frac{3}{4} (1 - x_1^2) dx_1 = 0,$$

because the integrand is an odd function, and the interval of integration is symmetric with respect to 0, and

$$E\{X_2\} = \int_0^1 3x_2^3 dx_2 = \frac{3}{4}.$$

Please click the advert

What do you want to do?

No matter what you want out of your future career, an employer with a broad range of operations in a load of countries will always be the ticket. Working within the Volvo Group means more than 100,000 friends and colleagues in more than 185 countries all over the world. We offer graduates great career opportunities - check out the Career section at our web site [www.volvogroup.com](http://www.volvogroup.com). We look forward to getting to know you!

**VOLVO**  
AB Volvo (publ)  
[www.volvogroup.com](http://www.volvogroup.com)

VOLVO TRUCKS | RENAULT TRUCKS | MACK TRUCKS | VOLVO BUSES | VOLVO CONSTRUCTION EQUIPMENT | VOLVO PENTA | VOLVO AERO | VOLVO IT  
VOLVO FINANCIAL SERVICES | VOLVO 3P | VOLVO POWERTRAIN | VOLVO PARTS | VOLVO TECHNOLOGY | VOLVO LOGISTICS | BUSINESS AREA ASIA

Download free ebooks at [bookboon.com](http://bookboon.com)

3) Now,

$$E \{X_1 X_2\} = \int_0^1 \frac{3}{2} x_2^2 \left\{ \int_{-x_1}^{x_2} x_1 dx_1 \right\} dx_2 = 0,$$

because the integrand is odd in  $x_1$ , and we integrate it over a symmetric interval with respect to 0 (the dependency of  $x_2$  does not matter anything here)- Hence,

$$\text{Cov}(X_1, X_2) = E \{X_1 X_2\} - E \{X_1\} \cdot E \{X_2\} = 0,$$

proving that  $X_1$  and  $X_2$  are non-correlated.

4) Since  $D$  is not a rectangular domain,  $X_1$  and  $X_2$  are not independent.

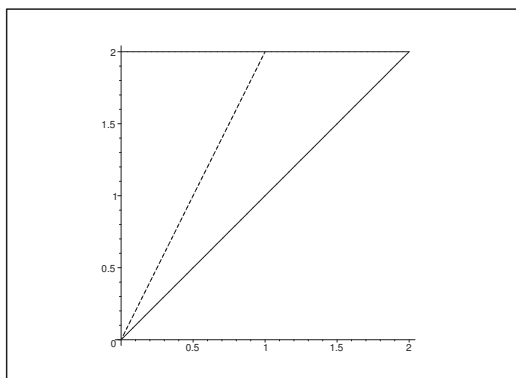


Figure 10: The domain  $D'$  with the cut by the line  $y_2 = 2y_1$ .

5) It follows from

$$y_1 = x_1 + x_2 \quad \text{and} \quad y_2 = 2x_2$$

that

$$x_2 = \frac{1}{2} y_2 \quad \text{and} \quad x_1 = -y_1 + x_2 = -y_1 + \frac{1}{2} y_2,$$

hence the Jacobian is

$$\frac{\partial(x_1, x_2)}{\partial(y_1, y_2)} = \begin{vmatrix} -1 & \frac{1}{2} \\ 0 & \frac{1}{2} \end{vmatrix} = -\frac{1}{2}.$$

If  $(y_1, y_2) \in D'$ , i.e.  $0 < y_1 < y_2 < 2$ , then by the transformation formula,

$$k(y_1, y_2) = \left| -\frac{1}{2} \right| \cdot \frac{3}{2} \cdot \left( \frac{1}{2} y_2 \right) = \frac{3}{8} y_2,$$

and

$$k(y_1, y_2) = 0 \quad \text{otherwise.}$$



6) Then by a vertical integration,

$$f_{Y_1}(y_1) = \int_{y_1}^2 \frac{3}{8} y_2 dy_2 = \frac{3}{16} (4 - y_1^2) \quad \text{for } 0 < y_1 < 2,$$

and

$$f_{Y_1}(y_1) = 0 \quad \text{otherwise.}$$

Horizontal integrations then give

$$f_{Y_2}(y_2) = \frac{3}{8} y_2^2 \quad \text{for } 0 < y_2 < 2,$$

and

$$f_{Y_2}(y_2) = 0 \quad \text{otherwise.}$$

7) When we write the wanted probability as a planar integral, then

$$\begin{aligned} P\{Y_2 > 2Y_1\} &= \int_0^1 \left\{ \int_{2y_1}^2 \frac{3}{8} y_2 dy_2 \right\} dy_1 = \int_0^1 \frac{3}{8} \left[ \frac{1}{2} y_2^2 \right]_{2y_1}^2 dy_1 = \frac{3}{16} \int_0^1 \{4 - 4y_1^2\} dy_1 \\ &= \frac{3}{4} \int_0^1 (1 - y_1^2) dy_1 = \frac{3}{4} \left( 1 - \frac{1}{3} \right) = \frac{3}{4} \cdot \frac{2}{3} = \frac{1}{2}. \end{aligned}$$

Please click the advert

*RedStarResume.*


## Do you want your Dream Job?

More customers get their dream job by using RedStarResume than any other resume service.

RedStarResume can help you with your job application and CV.

**Go to: [Redstarresume.com](http://Redstarresume.com)**  
**Use code "BOOKBOON" and save up to \$15**

(enter the discount code in the "Discount Code Box")



ALTERNATIVELY and somewhat more sophisticated we notice that the line  $y_2 = 2y_1$  intersects the triangle  $D'$  into two triangles of the same weight, because  $k(y_1, y_2) = \frac{3}{8}y_2$  in  $D'$  only depends on  $y_2$ , and because the line  $y_2 = 2y_1$  intersects every horizontal line segments through  $D'$  into two line segments of equal length.

**Example 3.6** Let  $(X_1, X_2)$  be a 2-dimensional random variable of frequency

$$h(x_1, x_2) = \begin{cases} 4e^{-(x_1+2x_2)}, & (x_1, x_2) \in D, \\ 0, & \text{otherwise,} \end{cases}$$

where

$$D = \{(x_1, x_2) \in \mathbb{R}^2 \mid 0 < x_1 < 2x_2 < \infty\},$$

and let  $(Y_1, Y_2) = \tau(X_1, X_2)$  be given by

$$Y_1 = X_1 + 2X_2, \quad Y_2 = X_1 - 2X_2.$$

1) Prove that  $\tau$  maps  $D$  bijectively onto the domain

$$D' = \{(y_1, y_2) \in \mathbb{R}^2 \mid y_2 < 0, y_1 + y_2 > 0\}.$$

2) Find the frequency  $k(y_1, y_2)$  of  $(Y_1, Y_2)$ .

3) Find the marginal frequencies of  $Y_1$  and  $Y_2$ .

4) Check if  $Y_1$  and  $Y_2$  are independent.

5) Find the means of  $Y_1$  and  $Y_2$ .

6) Find the variances of  $Y_1$  and  $Y_2$ .

7) Compute the correlation coefficient  $\rho(Y_1, Y_2)$ .

1) If

$$y_1 = x_1 + 2x_2, \quad y_2 = x_1 - 2x_2,$$

then

$$x_1 = \frac{1}{2}(y_1 + y_2), \quad x_2 = \frac{1}{4}(y_1 - y_2),$$

hence the  $x$ -s are uniquely determined by the  $y$ -s, which proves that the map is bijective.

We shall now describe the domain  $D'$ .

The half line  $x_2 = \frac{1}{2}x_1$ ,  $x_1 > 0$ , is mapped into  $y_2 = 0$ ,  $y_1 + y_2 > 0$ , i.e. into the positive  $y_1$  axis.

The half line  $x_1 = 0$ ,  $x_2 > 0$ , is mapped into  $(y_1, y_2) = (2x_2, -2x_2)$ ,  $x_2 > 0$ , i.e. into  $y_2 = -y_1$  and  $y_1 > 0$ .

We shall now decide which angular space is the right one. However, since also  $y' > 0$ , it follows that  $D'$  is uniquely determined as the angular space in the fourth quadrant between the line  $y_2 = -y_1$  and the  $y_1$  axis.

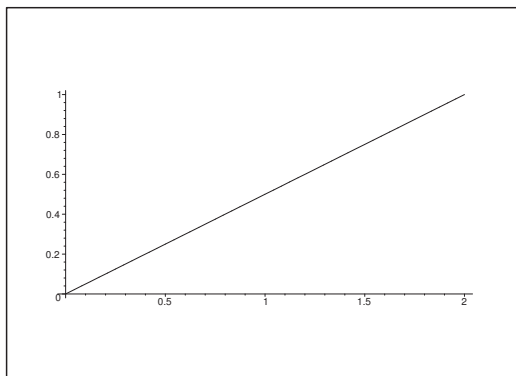


Figure 11: The domain  $D$  lies in the first quadrant above the line  $x_2 = \frac{1}{2} x_1$ .

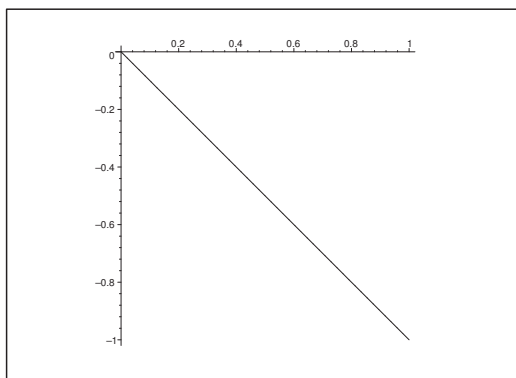


Figure 12: The domain  $D'$  lies in the fourth quadrant between the oblique line  $y_2 = -y_1$  and the  $x$  axis.

2) The Jacobian is

$$\frac{\partial (x_1, x_2)}{\partial (y_1, y_2)} = \begin{vmatrix} \frac{1}{2} & \frac{1}{2} \\ \frac{1}{4} & -\frac{1}{4} \end{vmatrix} = -\frac{1}{4}.$$

It follows from the transformation formula that

$$k(y_1, y_2) = \begin{cases} \left| -\frac{1}{4} \right| \cdot 4 \cdot \exp(-y_1) = e^{-y_1} & \text{for } (y_1, y_2) \in D', \\ 0, & \text{otherwise.} \end{cases}$$

3) By a vertical integration,

$$f_{Y_1}(y_1) = \begin{cases} y_1 e^{-y_1} & \text{for } y_1 > 0, \\ 0 & \text{otherwise.} \end{cases}$$

By a horizontal integration,

$$f_{Y_2}(y_2) = \begin{cases} \int_{-y_2}^{\infty} e^{-y_1} dy_1 = e^{y_2} & \text{for } y_2 < 0, \\ 0 & \text{otherwise.} \end{cases}$$

4) Since  $D'$  is not a rectangle parallel to the axes,  $Y_1$  and  $Y_2$  are not independent.

5) The means are

$$E\{Y_1\} = \int_0^{\infty} y_1^2 e^{-y_1} dy_1 = 2,$$

and

$$E\{Y_2\} = \int_{-\infty}^0 y_2 e^{y_2} dy_2 = -1.$$

6) It follows from

$$E\{Y_1^2\} = \int_0^{\infty} y_1^3 e^{-y_1} dy_1 = 3! = 6,$$

that

$$V\{Y_1\} = 6 - 2^2 = 2.$$

It follows from

$$E\{Y_2^2\} = \int_{-\infty}^0 y_2^2 e^{y_2} dy_2 = \int_0^{\infty} t^2 e^{-t} dt = 2,$$

that

$$V\{Y_2\} = 2 - (-1)^2 = 1.$$

7) We now compute

$$\begin{aligned} E\{Y_1 Y_2\} &= \int_0^{\infty} \left\{ \int_{-y_1}^0 y_1 y_2 e^{-y_1} dy_2 \right\} dy_1 = \int_0^{\infty} y_1 e^{-y_1} \left[ \frac{1}{2} y_2^2 \right]_{-y_1}^0 dy_1 \\ &= -\frac{1}{2} \int_0^{\infty} y_1^3 e^{-y_1} dy_1 = -3. \end{aligned}$$

Then

$$\text{Cov}(Y_1, Y_2) = E\{Y_1 Y_2\} - E\{Y_1\} E\{Y_2\} = -3 - 2(-1) = -1,$$

and hence

$$\rho(Y_1, Y_2) = \frac{\text{Cov}(Y_1, Y_2)}{\sqrt{V\{Y_1\} V\{Y_2\}}} = \frac{-1}{\sqrt{2 \cdot 1}} = -\frac{\sqrt{2}}{2}.$$

**Example 3.7** Let  $(X_1, X_2)$  be a 2-dimensional random variable of the frequency

$$h(x_1, x_2) = \begin{cases} 4e^{-(x_1+3x_2)}, & (x_1, x_2) \in D, \\ 0, & \text{otherwise,} \end{cases}$$

where

$$D = \{(x_1, x_2) \in \mathbb{R}^2 \mid 0 < x_2 < x_1 < \infty\}.$$

1. Find the marginal frequencies of  $X_1$  and  $X_2$ .

2. Find the means  $E\{X_1\}$  and  $E\{X_2\}$ .

We now define the random variables  $Y_1$  and  $Y_2$  by

$$(Y_1, Y_2) = \tau(X_1, X_2) = (-X_1 + X_2, X_1 + 3X_2).$$

Without proof we may use that the vector function  $\tau$  given by

$$\tau(x_1, x_2) = (-x_1 + x_2, x_1 + 3x_2)$$

maps  $D$  bijectively onto

$$D' = \{(y_1, y_2) \in \mathbb{R}^2 \mid y_1 + y_2 > 0, y_1 < 0\}.$$

3. Find the simultaneous frequency  $k(y_1, y_2)$  of  $(Y_1, Y_2)$ .

4. Find the marginal frequencies of  $Y_1$  and  $Y_2$ .

5. Compute the means  $E\{Y_1\}$  and  $E\{Y_2\}$ .

6. Are  $Y_1$  and  $Y_2$  independent?

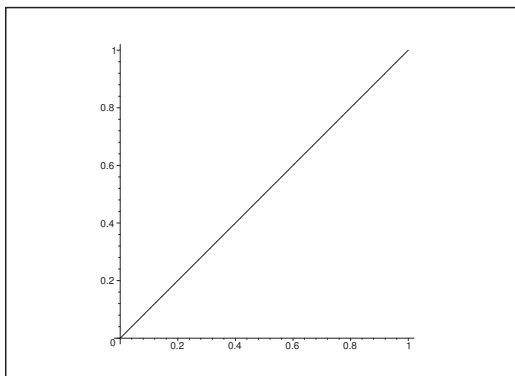


Figure 13: The domain  $D$  lies in the first quadrant between the oblique line  $x_2 = x_1$  and the  $x_1$  axis.

1) By a vertical integration for  $x_1 > 0$ ,

$$\begin{aligned} f_{X_1}(x_1) &= \int_0^{x_1} 4e^{-(x_1+3x_2)} dx_2 = 4e^{-x_1} \left[ -\frac{1}{3}e^{-3x_2} \right]_0^{x_1} \\ &= \frac{4}{3}e^{-x_1} (1 - e^{-3x_1}) = \frac{4}{3}(e^{-x_1} - e^{-4x_1}), \end{aligned}$$

and  $f_{X_1}(x_1) = 0$  for  $x_1 \leq 0$ .

By a horizontal integration for  $x_2 > 0$ ,

$$f_{X_2}(x_2) = \int_{x_2}^{\infty} 4e^{-(x_1+3x_2)} dx_1 = 4e^{-3x_2} [-e^{-x_1}]_{x_2}^{\infty} = 4e^{-4x_2},$$

and  $f_{X_2}(x_2) = 0$  otherwise.

2) The means are

$$E\{X_1\} = \frac{4}{3} \int_0^{\infty} \{x_1 e^{-x_1} - x_1 e^{-4x_1}\} dx_1 = \frac{4}{3} \left\{ 1 - \frac{1}{4^2} \right\} = \frac{4}{3} \cdot \frac{15}{16} = \frac{5}{4},$$

and

$$E\{X_2\} = 4 \int_0^{\infty} x_2 e^{-4x_2} dx_2 = \frac{1}{4}.$$

**Try this...**



The sequence 2, 4, 6, 8, 10, 12, 14, 16, ... is the sequence of even whole numbers. The 100th place in this sequence is the number...?

Challenging? Not challenging? Try more >>

[www.alloptions.nl/life](http://www.alloptions.nl/life)

Please click the advert

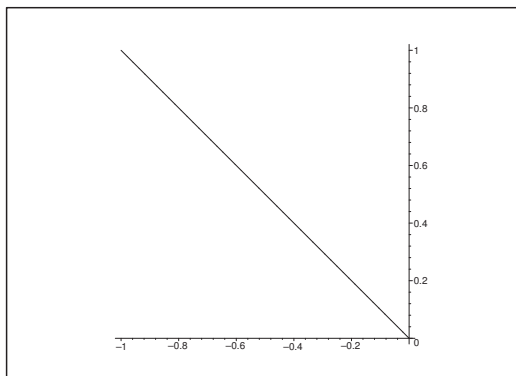


Figure 14: The domain  $D'$  lies in the second quadrant between the oblique line  $y_2 = -y_1$  and the vertical  $y_2$  axis.

3) It follows from

$$y_1 = -x_1 + x_2, \quad y_2 = x_1 + 3x_2,$$

that

$$y_1 + y_2 = 4x_2, \quad \text{i.e.} \quad x_2 = \frac{1}{4}y_1 + \frac{1}{4}y_2,$$

and

$$x_1 = x_2 - y_1 = -\frac{3}{4}y_1 + \frac{1}{4}y_2,$$

i.e.

$$x_1 = -\frac{3}{4}y_1 + \frac{1}{4}y_2 \quad \text{and} \quad x_2 = \frac{1}{4}y_1 + \frac{1}{4}y_2.$$

Hence, we get the Jacobian

$$\frac{\partial(x_1, x_2)}{\partial(y_1, y_2)} = \begin{vmatrix} -\frac{3}{4} & \frac{1}{4} \\ \frac{1}{4} & \frac{1}{4} \end{vmatrix} = -\frac{1}{4}.$$

Then by the transformation formula,

$$k(y_1, y_2) = \begin{cases} \left| -\frac{1}{4} \right| \cdot 4 \cdot e^{-y_2} = e^{-y_2} & \text{for } (y_1, y_2) \in D', \\ 0 & \text{otherwise.} \end{cases}$$

4) Then by a vertical integration,

$$f_{Y_1}(y_1) = \begin{cases} \int_{-y_1}^{\infty} e^{-y_2} dy_2 = e^{y_1} & \text{for } y_1 < 0, \\ 0 & \text{for } y_1 \geq 0. \end{cases}$$

A horizontal integration gives

$$f_{Y_2}(y_2) = \begin{cases} \int_{-y_2}^0 e^{-y_2} dy_1 = y_2 e^{-y_2} & \text{for } y_2 > 0, \\ 0 & \text{for } y_2 \leq 0. \end{cases}$$

5) The means are


$$E\{Y_1\} = E\{-X_1 + X_2\} = -E\{X_1\} + E\{X_2\} = -\frac{5}{4} + \frac{1}{4} = -1,$$

and

$$E\{Y_2\} = E\{X_1 + 3X_2\} = E\{X_1\} + 3E\{X_2\} = \frac{5}{4} + \frac{3}{4} = 2.$$

6) Since  $D'$  is not a rectangle parallel to the axes,  $Y_1$  and  $Y_2$  are not independent.

Please click the advert



Download free ebooks at [bookboon.com](http://bookboon.com)



**Example 3.8** A rectangle has its side lengths  $X_1$  and  $X_2$ , where  $X_1$  and  $X_2$  are independent random variables, and where  $X_1$  is rectangularly distributed over  $]0, 2[$ , and  $X_2$  is rectangularly distributed over  $]0, 1[$ .

1. Find the mean of the circumference of the rectangle,  $E\{2X_1 + 2X_2\}$ .
2. Find the mean of the area of the rectangle,  $E\{X_1X_2\}$ .

Let the 2-dimensional random variable  $(Y_1, Y_2) = \tau(X_1, X_2)$  be given by

$$Y_1 = X_1X_2, \quad Y_2 = \frac{X_1}{X_2}.$$

3. Prove that  $\tau$  maps  $]0, 2[ \times ]0, 1[$  bijectively onto the domain

$$D' = \left\{ (y_1, y_2) \in \mathbb{R}^2 \mid 0 < y_1 < 2, y_1 < y_2 < \frac{4}{y_1} \right\}.$$

4. Find the frequency  $k(y_1, y_2)$  of  $(Y_1, Y_2)$ .
5. Find the marginal frequencies of  $Y_1$  and  $Y_2$ .
6. Check if  $Y_2 = X_1/X_2$  has a mean.
7. Find the probability

$$P \left\{ \frac{1}{3}X_1 < X_2 < 3X_1 \right\}.$$

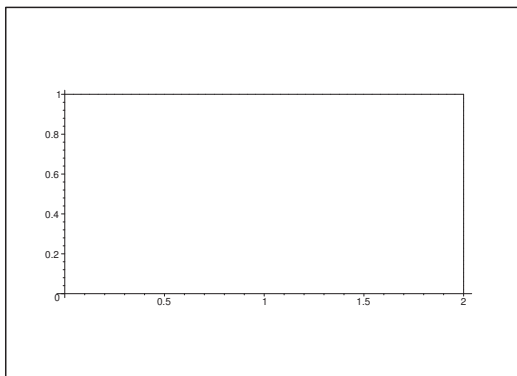


Figure 15: The domain  $D$ .

- 1) It follows from  $E\{X_1\} = 1$  and  $E\{X_2\} = \frac{1}{2}$ , that

$$E\{2X_1 + 2X_2\} = 2(E\{X_1\} + E\{X_2\}) = 3.$$

- 2) Since  $X_1$  and  $X_2$  are independent, we get

$$E\{X_1X_2\} = E\{X_1\} \cdot E\{X_2\} = 1 \cdot \frac{1}{2} = \frac{1}{2}.$$

3) Then solve the equations

$$y_1 = x_1x_2, \quad y_2 = \frac{x_1}{x_2}, \quad 0 < x_1 < 2, \quad 0 < x_2 < 1,$$

with respect to  $x_1$  and  $x_2$ . Clearly,  $0 < y_1 < 2$  and  $y_2 > 0$ , so

$$x_1 = \sqrt{y_1y_2} \quad \text{and} \quad x_2 = \sqrt{\frac{y_1}{y_2}}.$$

We conclude that the map is bijective.

Then we shall find the image  $D' = \tau(D)$ .

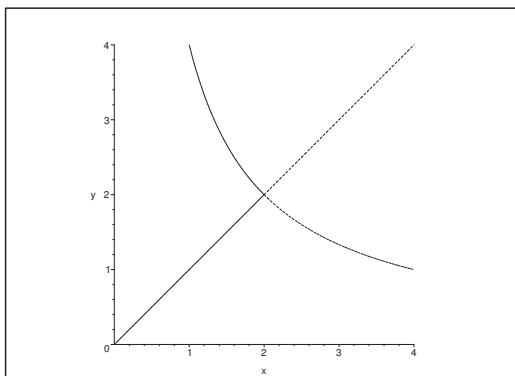


Figure 16: The domain  $D'$  lies between the hyperbolic arc and the line  $y_2 = y_1$ , and the vertical  $y_2$  axis.

- When  $x_1 = 0$  and  $0 < x_2 < 1$ , then  $y_1 = 0$  and  $y_2 = 0$ .
- When  $x_1 = 2$  and  $0 < x_2 < 1$ , then  $(y_1, y_2) = \left(2x_2, \frac{2}{x_2}\right)$ , thus  $y_2 = \frac{4}{y_1}$  and  $0 < y_1 < 2$ .
- When  $x_2 = 1$  and  $0 < x_1 < 2$ , then  $(y_1, y_2) = (x_1, x_1)$ , i.e.  $y_2 = y_1$ .

We conclude from the continuity and the claim  $0 < y_1 < 2$  that

$$D' = \left\{ (y_1, y_2) \in \mathbb{R}^2 \mid 0 < y_1 < 2, y_1 < y_2 < \frac{4}{y_1} \right\}.$$

4) Since  $y_2 > 0$ , the Jacobian becomes

$$\frac{\partial (x_1, x_2)}{\partial (y_1, y_2)} = \begin{vmatrix} \frac{1}{2}\sqrt{\frac{y_2}{y_1}} & \frac{1}{2}\sqrt{\frac{y_1}{y_2}} \\ \frac{1}{2}\sqrt{\frac{1}{y_1y_2}} & -\frac{1}{2}\sqrt{\frac{y_1}{y_2}} \end{vmatrix} = -\frac{1}{4}\sqrt{\frac{y_2}{y_1} \cdot \frac{y_1}{y_2^3}} - \frac{1}{4}\sqrt{\frac{y_1}{y_2} \cdot \frac{1}{y_1y_2}} = -\frac{1}{2y_2}.$$

From  $h(x_1, x_2) = \frac{1}{2}$  for  $(x_1, x_2) \in D$ , follows that

$$k(y_1, y_2) = \begin{cases} \frac{1}{4y_2} & \text{for } (y_1, y_2) \in D', \\ 0 & \text{otherwise.} \end{cases}$$

5) When  $0 < y_1 < 2$ , we get by a vertical integration

$$f_{Y_1}(y_1) = \int_{y_1}^{4/y_1} \frac{1}{4y_2} dy_2 = \frac{1}{4} [\ln y_2]_{y_1}^{4/y_1} = \frac{1}{4} \left( \ln \frac{4}{y_1} - \ln y_1 \right) = \frac{1}{2} \ln \left( \frac{2}{y_1} \right),$$

hence

$$f_{Y_1}(y_1) = \begin{cases} \frac{1}{2} (\ln 2 - \ln y_1) & \text{for } 0 < y_1 < 2, \\ 0 & \text{otherwise.} \end{cases}$$

When  $0 < y_2 \leq 2$ , we get by a horizontal integration,

$$f_{Y_2}(y_2) = \frac{y_2}{4y_2} = \frac{1}{4}.$$

If instead  $y_2 > 2$ , then

$$f_{Y_2}(y_2) = \frac{1}{4y_2} \cdot \frac{4}{y_2} = \frac{1}{y_2^2}.$$

Summing up,

$$f_{Y_2}(y_2) = \begin{cases} \frac{1}{4} & \text{for } 0 < y_2 \leq 2, \\ \frac{1}{y_2^2} & \text{for } 2 < y_2 < \infty, \\ 0 & \text{for } -\infty < y_2 \leq 0. \end{cases}$$

6) The improper integral

$$\int_2^\infty y_2 f_{Y_2}(y_2) dy_2 = \int_2^\infty \frac{1}{y_2} dy_2 = \infty,$$

is clearly divergent, hence  $E\{Y_2\}$  does not exist.

7) Since  $X_2 > 0$ , it follows by a small rewriting

$$\begin{aligned} P\left\{\frac{1}{3}X_1 < X_2 < 3X_1\right\} &= P\left\{\frac{1}{3}Y_2 < 1 < 3Y_2\right\} = P\left\{\frac{1}{3} < Y_2 < 3\right\} = \int_{\frac{1}{3}}^3 f_{Y_2}(y_2) dy_2 \\ &= \int_{\frac{1}{3}}^2 \frac{1}{4} dy_2 + \int_2^3 \frac{1}{y_2^2} dy_2 = \frac{1}{4} \left(2 - \frac{1}{3}\right) + \left[-\frac{1}{y_2}\right]_2^3 = \frac{5}{12} - \frac{1}{3} + \frac{1}{2} \\ &= \frac{5 - 4 + 6}{12} = \frac{7}{12}. \end{aligned}$$

## 4 Conditional distributions

**Example 4.1** Let  $(X, Y)$  be a 2-dimensional random variable of frequency  $h(x, y)$  and marginal frequencies  $f(x)$  and  $g(y)$ , and let  $f(x | y)$  be the conditional frequency of  $X$ , given  $Y = y$ . Let  $\varphi$  be a function :  $\mathbb{R} \rightarrow \mathbb{R}$ , for which

$$\int_{-\infty}^{\infty} |\varphi(x)| f(x | y) dx < \infty \quad \text{for alle } y \in \mathbb{R}.$$

In such a case we define the conditional mean of  $\varphi(X)$ , given  $Y = y$ , by

$$(1) \int_{-\infty}^{\infty} \varphi(x) f(x | y) dx.$$

The conditional mean of  $\varphi(X)$ , given  $Y$ , is the random variable, which for  $Y = y$  has the value of (1). Hence, the conditional mean is a function in  $Y$ , and it is denoted by  $E\{\varphi(X) | Y\}$ .

If  $\varphi(x) = x$ , we get in particular the conditional mean of  $X$ , given  $Y$ , and for  $\varphi(x) = (x - E\{X | Y\})^2$  we get the conditional variance of  $X$ , given  $Y$ .

1) Assuming that the random variable  $E\{X | Y\}$  has a mean, prove that

$$E\{X\} = E\{E\{X | Y\}\}.$$

2) Find an analogous formula which expresses  $V\{X\}$  by means of the conditional mean  $E\{X | Y\}$  and the conditional variance  $V\{X | Y\}$ .

3) Let  $\Psi$  be a function :  $\mathbb{R} \rightarrow \mathbb{R}$  Prove that  $E\{[X - \Psi(Y)]^2\}$  has its minimum for  $\Psi(Y) = E\{X | Y\}$ .

1) We have

$$h(x, y) = f(x | y) g(y).$$

If we put  $Z = \varphi(Y) = E\{X | T\}$ , then  $Z$  has the values

$$\int_{-\infty}^{\infty} x f(x | y) dx, \quad \text{if } g(y) \neq 0,$$

and 0 otherwise. Hence, the values of  $Z = E\{X | Y\}$  are

$$z(y) = \begin{cases} \frac{1}{g(y)} \int_{-\infty}^{\infty} x h(x, y) dx & \text{for } g(y) \neq 0, \\ 0 & \text{for } g(y) = 0. \end{cases}$$

Since  $g(y) = 0$  implies that  $h(x, y) = 0$  almost everywhere, the mean of  $Z = E\{X | Y\}$  is given by

$$\begin{aligned} E\{Z\} &= E\{E\{X | Y\}\} = \int_{-\infty}^{\infty} z(y) g(y) dy = \int_{g(y) \neq 0} \frac{1}{g(y)} \int_{-\infty}^{\infty} x h(x, y) dx \cdot g(y) dy \\ &= \int_{-\infty}^{\infty} \int_{-\infty}^{\infty} x h(x, y) dx dy = E\{X\}. \end{aligned}$$

ALTERNATIVELY we may use that  $E\{X | Y\}$  for  $Y = y$  has the value

$$\int_{-\infty}^{\infty} x f(x | y) dx,$$

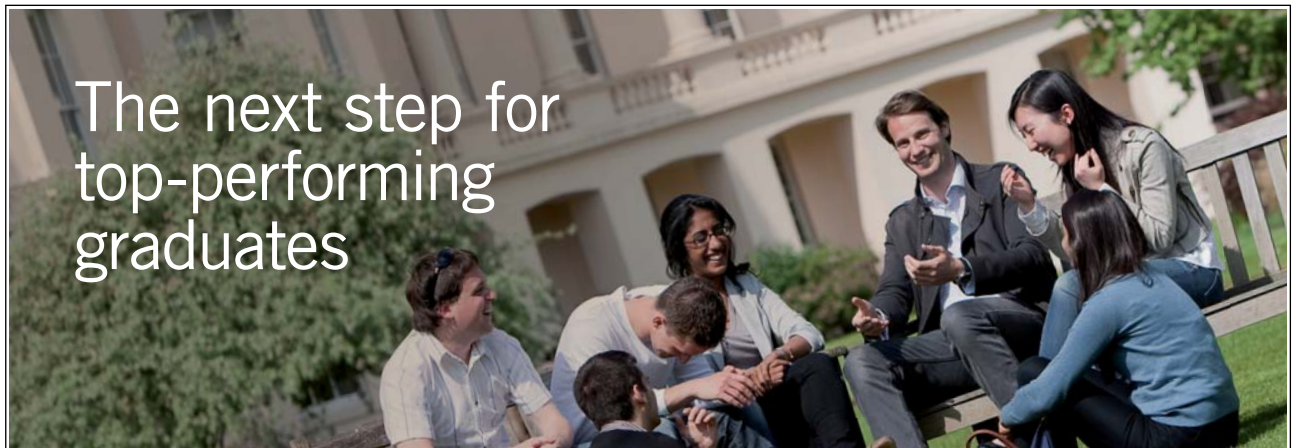
so

$$\begin{aligned} E\{E\{X | Y\}\} &= \int_{y=-\infty}^{\infty} \left\{ \int_{x=-\infty}^{\infty} x f(x | y) dx \right\} g(y) dy = \int_{x=-\infty}^{\infty} x \left\{ \int_{y=-\infty}^{\infty} f(x | y) g(y) dy \right\} dx \\ &= \int_{x=-\infty}^{\infty} x \left\{ \int_{y=-\infty}^{\infty} f(x, y) dy \right\} dx = \int_{-\infty}^{\infty} x f(x) dx = E\{X\}. \end{aligned}$$

2) Then put  $\varphi(x) = (x - E\{X | Y\})^2$ . When  $g(y) \neq 0$  it follows that  $V\{X | Y\}$  has the values

$$\begin{aligned} &\int_{-\infty}^{\infty} (x - E\{X | Y = y\})^2 f(x, y) dx \\ &= \frac{1}{g(y)} \int_{-\infty}^{\infty} [x^2 - 2x E\{X | y\} + (E\{X | y\})^2] h(x, y) dx, \end{aligned}$$

Please click the advert



### Masters in Management

Designed for high-achieving graduates across all disciplines, London Business School's Masters in Management provides specific and tangible foundations for a successful career in business.

This 12-month, full-time programme is a business qualification with impact. In 2010, our MiM employment rate was 95% within 3 months of graduation\*; the majority of graduates choosing to work in consulting or financial services.

As well as a renowned qualification from a world-class business school, you also gain access to the School's network of more than 34,000 global alumni – a community that offers support and opportunities throughout your career.

For more information visit [www.london.edu/mm](http://www.london.edu/mm), email [mim@london.edu](mailto:mim@london.edu) or give us a call on **+44 (0)20 7000 7573**.

\* Figures taken from London Business School's Masters in Management 2010 employment report



thus

$$\begin{aligned}
E\{V\{X | Y\}\} &= \int_{-\infty}^{\infty} \frac{1}{g(y)} \int_{-\infty}^{\infty} [x^2 - 2x E\{X | y\} + (E\{X | y\})^2] h(x, y) dx \cdot g(y) dy \\
&= \int_{-\infty}^{\infty} \int_{-\infty}^{\infty} [x^2 - 2x E\{X | y\} + (E\{X | y\})^2] h(x, y) dx dy \\
&= E\{X^2\} - 2 \int_{-\infty}^{\infty} g(y) E\{X | y\} \cdot \int_{-\infty}^{\infty} x f(x | y) dx dy \\
&\quad + \int_{-\infty}^{\infty} g(y) (E\{X | y\})^2 dy \\
&= E\{X^2\} - 2 \int_{-\infty}^{\infty} g(y) \cdot E\{X | y\} \cdot E\{X | y\} dy \\
&\quad + \int_{-\infty}^{\infty} g(y) (E\{X | y\})^2 dy \\
&= E\{X^2\} - \int_{-\infty}^{\infty} (E\{X | y\})^2 g(y) dy \\
&= V\{X\} + (E\{X\})^2 - \int_{-\infty}^{\infty} (E\{X | y\})^2 g(y) dy \\
&= V\{X\} + (E\{E\{X | Y\}\})^2 - E\{(E\{X | Y\})^2\},
\end{aligned}$$

and hence

$$V\{X\} = E\{V\{X | Y\}\} - (E\{E\{X | Y\}\})^2 + E\{(E\{X | Y\})^2\}.$$

ALTERNATIVELY and more sophisticated we first compute

$$\begin{aligned}
V\{X\} &= E\{(X - E\{X\})^2\} = E\{[(X - E\{X | Y\}) + E\{X | Y\} - E\{X\}]^2\} \\
&= E\{(X - E\{X | Y\})^2\} + E\{(E\{X | Y\} - E\{X\})^2\} \\
&\quad + 2E\{(X - E\{X | Y\}) \cdot (E\{X | Y\} - E\{X\})\} \\
&= E\{(X - E\{X | Y\})^2\} + V\{E\{X | Y\}\} \\
&\quad + 2E\{(X - E\{X | Y\}) \cdot E\{X | Y\}\} = 0.
\end{aligned}$$

Then the claim follows if we can prove that the third term above is 0.

We first compute the simpler expression

$$\begin{aligned}
E\{X \cdot E\{X | Y\}\} &= \int \int \{x \int x f(x | y) dx\} h(x, y) dx dy \\
&= \int \int \{x \int x f(x | y) dy\} f(x | y) g(y) dx dy \\
&= \int_y \left\{ \left( \int_x x f(x | y) dx \cdot g(y) \right) \cdot \int_x x f(x | y) dx \right\} dy \\
&= \int_y g(y) \cdot \{x f(x | y) dx\}^2 dy = E\{(E\{X | Y\})^2\}.
\end{aligned}$$

Then

$$0 = E\{X \cdot E\{X | Y\}\} - E\{(E\{X | Y\})^2\} = E\{(X - E\{X | Y\}) \cdot E\{X | Y\}\},$$

and we conclude that the third term is indeed 0 as claimed above, and it follows that

$$V\{X\} = V\{E\{X | Y\}\} + E\{[X - E\{X | Y\}]^2\}.$$

3) By a small computation,

$$\begin{aligned} E\{[X - \Psi(Y)]^2\} &= E\{[X - E\{X | Y\} + E\{X | Y\} + E\{X | Y\} - \Psi(Y)]^2\} \\ &= E\{[X - E\{X | Y\}]^2\} + 2E\{[X - E\{X | Y\}][E\{X | Y\} - \Psi(Y)]\} \\ &\quad + E\{[E\{X | Y\} - \Psi(Y)]^2\}. \end{aligned}$$

Here

$$\begin{aligned} &2E\{[X - E\{X | Y\}][E\{X | Y\} - \Psi(Y)]\} \\ &= 2 \int_{-\infty}^{\infty} g(y)(E\{X | y\} - \Psi(Y)) \int_{-\infty}^{\infty} (x - E\{X | y\}) f(x | y) dx dy \\ &= 2 \int_{-\infty}^{\infty} g(y)[E\{X | y\} - \Psi(y)][E\{X | y\} - E\{X | y\}] dy \\ &= 0. \end{aligned}$$

Hence

$$E\{[X - \Psi(Y)]^2\} = E\{[X - E\{X | Y\}]^2\} + E\{[E\{X | Y\} - \Psi(Y)]^2\}.$$

Since  $E\{[E\{X | Y\} - \Psi(Y)]^2\} \geq 0$ , and  $E\{[E\{X | Y\} - \Psi(Y)]^2\} = 0$  imply that  $\Psi(Y) = E\{X | Y\}$ , the claim is proved.

ALTERNATIVELY,

$$E\{[X - \psi(Y)]^2\} = \int_y g(y) \left\{ \int_x (x - \psi(y))^2 f(x | y) dx \right\} dy$$

is smallest, when

$$\int (x - \psi(y))^2 f(x | y) dx$$

is smallest. This is the case, if and only if

$$\psi(y) = \int_x x f(x | y) dx,$$

hence

$$\psi(Y) = E\{X | Y\}.$$

**Example 4.2** Let the 2-dimensional random variable  $(X, Y)$  have the frequency

$$f(x, y) = \begin{cases} \frac{1}{2} x^3 e^{-x(y+1)}, & x > 0 \text{ and } y > 0, \\ 0, & \text{otherwise.} \end{cases}$$

Find the conditional frequencies  $f(x | y)$  and  $f(y | x)$ , and find the conditional means  $E\{X | Y\}$  and  $E\{Y | X\}$ .

First find the marginal frequencies. When  $x > 0$ , then

$$f_X(x) = \frac{1}{2} \int_0^\infty x^3 e^{-x(y+1)} dy = \frac{1}{2} x^2 e^{-x}.$$

When  $y > 0$ , then

$$f_Y(y) = \frac{1}{2} \int_0^\infty x^3 e^{-x(y+1)} dx = \frac{1}{2} \frac{1}{(y+1)^4} \int_0^\infty t^3 e^{-t} dt = \frac{3}{(y+1)^4}.$$

Summing up,

$$f_X(x) = \begin{cases} \frac{1}{2} x^2 e^{-x}, & x > 0, \\ 0, & x \leq 0, \end{cases}$$

and

$$f_Y(y) = \begin{cases} \frac{3}{(y+1)^4}, & y > 0, \\ 0, & y \leq 0. \end{cases}$$

Since

$$f(x, y) = f(x | y) f_Y(y) = f(y | x) f_X(x)$$

where  $f(x | y) = 0$  for  $f_Y(y) = 0$ , and analogously, it follows for  $x, y > 0$ , that

$$f(x | y) = \frac{f(x, y)}{f_Y(y)} = \frac{\frac{1}{2} x^3 e^{-x(y+1)}}{\frac{3}{(y+1)^4}} = \frac{1}{6} x^3 (y+1)^4 e^{-x(y+1)},$$

and

$$f(y | x) = \frac{f(x, y)}{f_X(x)} = \frac{\frac{1}{2} x^3 e^{-x(y+1)}}{\frac{1}{2} x^2 e^{-x}} = x e^{-xy},$$

with the value 0 otherwise.

We get from Example 4.1 for given  $Y = y > 0$ , that

$$\begin{aligned} E\{X | y\} &= \int_0^\infty x f(x | y) dx = \frac{1}{6} (y+1)^4 \int_0^\infty x^4 e^{-x(y+1)} dx \\ &= \frac{1}{6} \frac{1}{y+1} \int_0^\infty t^4 e^{-t} dt = \frac{24}{6} \cdot \frac{1}{y+1} = \frac{4}{y+1}, \end{aligned}$$



hence

$$E\{X | Y\} = \frac{4}{Y + 1}.$$

Analogously, for given  $X = x > 0$ ,

$$E\{Y | x\} = \int_0^{\infty} y f(y | x) dy = \int_0^{\infty} y x e^{-xy} dy = \frac{1}{x} \int_0^{\infty} t e^{-t} dt = \frac{1}{x},$$

hence

$$E\{Y | X\} = \frac{1}{X}.$$

Please click the advert



You're full of *energy*  
and *ideas*. And that's  
just what we are looking for.

Looking for a career where your ideas could really make a difference? UBS's Graduate Programme and internships are a chance for you to experience for yourself what it's like to be part of a global team that rewards your input and believes in succeeding together.

Wherever you are in your academic career, make your future a part of ours by visiting [www.ubs.com/graduates](http://www.ubs.com/graduates).

[www.ubs.com/graduates](http://www.ubs.com/graduates)



© UBS 2010. All rights reserved.

**Example 4.3** Let  $X_1$  and  $X_2$  be independent random variables of frequency

$$f(x) = \begin{cases} a e^{-ax}, & x \geq 0, \\ 0, & x < 0, \end{cases}$$

where  $a$  is a positive constant, and let the random variable  $Y$  be given by  $Y = X_1 + X_2$ .

- 1) Find the conditional frequency  $f(x_1 | y)$  of  $X_1$ , for given  $Y = y$ .
- 2) Find the conditional mean  $E\{X_1 | Y\}$ .

1) First find the frequency  $g(y)$  of  $Y$ . Obviously,  $g(y) = 0$  for  $y \leq 0$ . When  $y > 0$  we get

$$g(y) = \int_0^y a e^{-ax} \cdot a e^{-a(y-x)} dx = a^2 y e^{-ay}.$$

Let  $Z = (X_1, Y) = (X_1, X_1 + X_2)$  have the frequency  $h(x_1, y)$ , and let  $X = (X_1, X_2)$  have the frequency  $k(x_1, x_2)$ . Since  $X_1$  and  $X_2$  are independent, we get

$$k(x_1, x_2) = \begin{cases} a^2 e^{-a(x_1+x_2)} & \text{for } x_1 \geq 0 \text{ and } x_2 \geq 0, \\ 0 & \text{otherwise.} \end{cases}$$

Then we derive  $h(x_1, y)$  from  $k(x_1, x_2)$  in the following way. If we put

$$(y_1, y_2) = \psi(x_1, x_2) = (x_1, x_1 + x_2) \quad [= (x_1, y)],$$

then the inverse map is given by

$$(x_1, x_2) = \varphi(y_1, y_2) = (y_1, y_2 - y_1) \quad [= (x_1, y - x_1)].$$

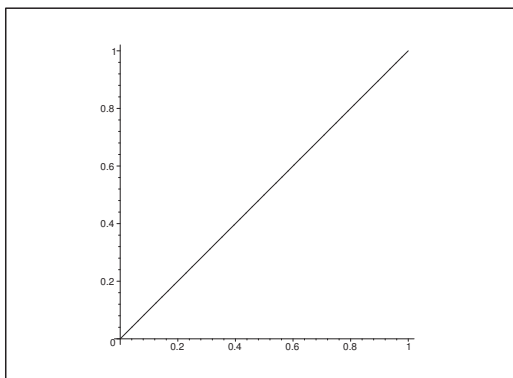


Figure 17: The domain  $D'$  is the angular space between the line  $y_2 = y_1$  and the vertical  $y_2$  axis.

The map  $\psi$  is bijective from  $\mathbb{R}_+^2$  onto the domain

$$D' = \{(y_1, y_2) \mid 0 < y_1 < y_2\}.$$

The Jacobian is

$$\frac{\partial(x_1, x_2)}{\partial(y_1, y_2)} = \begin{vmatrix} \frac{\partial x_1}{\partial y_1} & \frac{\partial x_1}{\partial y_2} \\ \frac{\partial x_2}{\partial y_1} & \frac{\partial x_2}{\partial y_2} \end{vmatrix} = \begin{vmatrix} 1 & 0 \\ -1 & 1 \end{vmatrix} = 1,$$

so by the transformation formula,

$$h(y_1, y_2) = \begin{cases} f(x_1, y - x_1) \cdot 1 = a^2 e^{-ay_2} & \text{for } 0 < y_1 < y_2, \\ 0 & \text{otherwise,} \end{cases}$$

thus

$$h(x_1, y) = \begin{cases} a^2 e^{-ay} & \text{for } 0 < x_1 < y, \\ 0 & \text{otherwise.} \end{cases}$$

If  $y \leq 0$ , then  $f(x_1 | y) = 0$ , and if  $y > 0$ , then

$$f(x_1 | y) = \frac{h(x_1, y)}{g(y)} = \frac{a^2 e^{-ay}}{a^2 y e^{-ay}} = \frac{1}{y} \quad \text{for } 0 < x_1 < y,$$

and  $f(x_1 | y) = 0$  otherwise.

Please click the advert



Discover the truth at [www.deloitte.ca/careers](http://www.deloitte.ca/careers)

**Deloitte.**

© Deloitte & Touche LLP and affiliated entities.

2) When  $Y = y$  is given, we conclude from Example 4.1,

$$E\{X_1 | y\} = \frac{1}{y} \int_0^y x_1 dx_1 = \frac{1}{y} \left[ \frac{1}{2} x_1^2 \right]_0^y = \frac{1}{2} y,$$

hence

$$E\{X_1 | Y\} = \frac{1}{2} Y.$$

**Example 4.4** Let  $X_1$  and  $X_2$  be independent random variables med frequency

$$f(x) = \begin{cases} a e^{-ax}, & x \geq 0, \\ 0, & x < 0, \end{cases}$$

where  $a$  is a positive constant. Let

$$(Y_1, Y_2) = (X_1^2, X_1 - X_2).$$

- 1) Find the frequency of  $(Y_1, Y_2)$ .
- 2) Find the conditional frequency of  $Y_1$ , given  $Y_2 = y_2$ .
- 3) Find the conditional mean of  $Y_1$ , given  $Y_2$ .
- 4) Find the correlation coefficient between  $Y_1$  and  $Y_2$ .

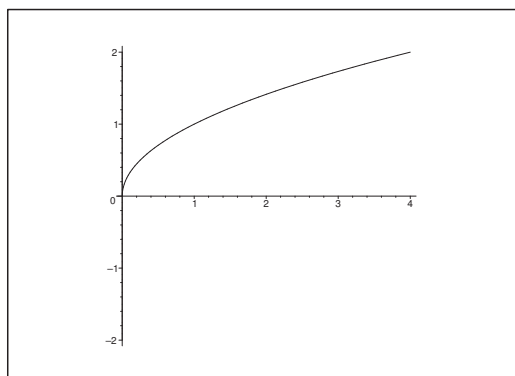


Figure 18: The domain  $\Omega$  is that part of the right half plane, which lies below the parabolic arc  $y_2 = \sqrt{y_1}$ ,  $y_1 > 0$ .

1) The function

$$(y_1, y_2) = \psi(x_1, x_2) = (x_1^2, x_1 - x_2)$$

maps the first quadrant  $\mathbb{R}_+^2$  bijectively into the domain  $\Omega$  of the figure, given by

$$\Omega = \{(y_1, y_2) \mid y_1 > 0, y_2 < \sqrt{y_1}\}.$$

The inverse map  $\varphi : \Omega \rightarrow \mathbb{R}_+^2$  is given by

$$(x_1, x_2) = \varphi(y_1, y_2) = (\sqrt{y_1}, \sqrt{y_1} - y_2).$$

The Jacobian is

$$\begin{vmatrix} \frac{\partial x_1}{\partial y_1} & \frac{\partial x_1}{\partial y_2} \\ \frac{\partial x_2}{\partial y_1} & \frac{\partial x_2}{\partial y_2} \end{vmatrix} = \begin{vmatrix} \frac{1}{2\sqrt{y_1}} & 0 \\ \frac{1}{2\sqrt{y_1}} & -1 \end{vmatrix} = -\frac{1}{2\sqrt{y_1}} < 0.$$

If  $(y_1, y_2) \in \Omega$ , then the frequency of  $(Y_1, y_2)$  is given by

$$h(y_1, y_2) = f(\sqrt{y_1}) \cdot f(\sqrt{y_1} - y_2) \cdot \frac{1}{2\sqrt{y_1}} = a e^{-a\sqrt{y_1}} \cdot a e^{-a\sqrt{y_1} + a y_2} \cdot \frac{1}{2\sqrt{y_1}},$$

thus

$$h(y_1, y_2) = \begin{cases} \frac{a^2}{2\sqrt{y_1}} e^{-2a\sqrt{y_1} + a y_2} & \text{for } y_1 > 0 \text{ and } y_2 < \sqrt{y_1}, \\ 0 & \text{otherwise.} \end{cases}$$

2) First find the marginal frequency of  $Y_2$ .

If  $y_2 \leq 0$ , then we get by a horizontal integration,

$$\begin{aligned} f_{Y_2}(y_2) &= \int_0^\infty h(y_1, y_2) dy_1 = a^2 e^{a y_2} \int_0^\infty \frac{1}{2\sqrt{y_1}} e^{-2a\sqrt{y_1}} dy_1 \\ &= a^2 e^{a y_2} \int_0^\infty e^{-2at} dt = \frac{a}{2} e^{a y_2} = \frac{a}{2} e^{-a|y_2|}. \end{aligned}$$

If instead  $y_2 > 0$ , then by a horizontal integration,

$$\begin{aligned} f_{Y_2}(y_2) &= a^2 e^{a y_2} \int_{y_2^2}^\infty \frac{1}{2\sqrt{y_1}} e^{-2a\sqrt{y_1}} dy_1 = a^2 e^{a y_2} \int_{y_2}^\infty e^{-2at} dt \\ &= \frac{a}{2} e^{a y_2} \cdot e^{-2a y_2} = \frac{a}{2} e^{-a y_2} = \frac{a}{2} e^{-1|y_2|}. \end{aligned}$$

Summing up,

$$f_{Y_2}(y_2) = \frac{a}{2} e^{-a|y_2|}, \quad y_2 \in \mathbb{R}.$$

If  $(y_1, y_2) \in \Omega$ , i.e.  $y_1 > 0$  and  $y_2 < \sqrt{y_1}$ , then  $f(y_1 \mid y_2)$  is given by

$$\begin{aligned} f(y_1 \mid y_2) &= \frac{h(y_1, y_2)}{f_{Y_2}(y_2)} = \frac{a^2}{2\sqrt{y_1}} \cdot e^{-2a\sqrt{y_1} + a y_2} \cdot \frac{2}{a} e^{a|y_2|} = \frac{a}{\sqrt{y_1}} e^{-2a\sqrt{y_1} + a(y_2 + |y_2|)} \\ &= \begin{cases} \frac{a}{\sqrt{y_1}} e^{-2a\sqrt{y_1} + 2a y_2} & \text{for } y_2 > 0, \\ \frac{a}{\sqrt{y_1}} e^{-2a\sqrt{y_1}} & \text{for } y_1 \leq 0. \end{cases} \end{aligned}$$

3) If  $y_2 > 0$ , then we get for given  $Y_2 = y_2$ ,

$$\begin{aligned}
 E\{Y_1 | y_2\} &= \int_{y_2^2}^{\infty} y_1 \cdot \frac{a}{\sqrt{y_1}} e^{-2a\sqrt{y_1} + 2ay_2} dy_1 = e^{2ay_2} \int_{y_2}^{\infty} t^2 \cdot 2a e^{-2at} dt \\
 &= \frac{1}{4a^2} e^{2ay_2} \int_{2ay_2}^{\infty} u^2 e^{-u} du \\
 &= \frac{1}{4a^2} e^{2ay_2} \left\{ [-u^2 e^{-u}]_{2ay_2}^{\infty} + 2 \int_{2ay_2}^{\infty} u e^{-u} du \right\} \\
 &= \frac{1}{4a^2} e^{2ay_2} \left\{ 4a^2 y_2^2 e^{-2ay_2} + 2 [-u e^{-u}]_{2ay_2}^{\infty} + 2 [-e^{-u}]_{2ay_2}^{\infty} \right\} \\
 &= \frac{1}{4a^2} \{ 4a^2 y_2^2 + 2 \cdot 2ay_2 + 2 \} = y_2^2 + \frac{1}{a} y_2 + \frac{1}{2a^2}.
 \end{aligned}$$

On the other hand, if  $y_2 \leq 0$ , then for given  $Y_2 = y_2$ ,

$$E\{Y_1 | y_2\} = \int_0^{\infty} y_1 \cdot \frac{a}{\sqrt{y_1}} e^{-2a\sqrt{y_1}} dy_1 = 2 \int_0^{\infty} a t^2 e^{-2at} dt = \frac{1}{4a^2} \int_0^{\infty} u^2 e^{-u} du = \frac{2!}{4a^2} = \frac{1}{2a^2}.$$

Summing up,

$$E\{Y_1 | Y_2\} = (\max\{Y_2, 0\})^2 + \frac{1}{a} \max\{Y_2, 0\} + \frac{1}{2a^2}.$$

4) Here the easiest method is to go back to the  $X$ -s. We get

$$E\{Y_1\} = E\{X_1^2\} = \int_0^{\infty} x_1^2 a e^{-ax_1} dx_1 = \frac{1}{a^2} \int_0^{\infty} t^2 e^{-t} dt = \frac{2}{a^2}$$

and

$$E\{Y_1^2\} = E\{X_1^4\} = \int_0^{\infty} x_1^4 a e^{-ax_1} dx_1 = \frac{1}{a^4} \int_0^{\infty} t^4 e^{-t} dt = \frac{24}{a^4},$$

hence

$$V\{Y_1\} = E\{Y_1^2\} - (E\{Y_1\})^2 = \frac{20}{a^4}.$$

Furthermore,

$$E\{Y_2\} = E\{X_1 - X_2\} = E\{X_1\} - E\{X_2\} = 0,$$

so

$$\begin{aligned}
 V\{Y_2\} &= E\{Y_2^2\} = E\{(X_1 - X_2)^2\} = E\{X_1^2 - 2X_1X_2 + X_2^2\} \\
 &= E\{X_1^2\} - 2E\{X_1\} \cdot E\{X_2\} + E\{X_2^2\} = 2(E\{X_1^2\} - (E\{X_1\})^2) = 2V\{X_1\} \\
 &= 2 \left\{ \int_0^{\infty} x_1^2 a e^{-ax_1} dx_1 - \left( \int_0^{\infty} x_1 a e^{-ax_1} dx_1 \right)^2 \right\} = 2 \left( \frac{2}{a^2} - \frac{1}{a^2} \right) = \frac{2}{a^2}.
 \end{aligned}$$

Finally,

$$\begin{aligned} E\{Y_1 Y_2\} &= E\{X_1^3 - X_1^2 X_2\} \\ &= \int_0^\infty x_1^3 a e^{-ax_1} dx_1 - \int_0^\infty x_1^2 a e^{-ax_1} dx_1 \cdot \int_0^\infty x_2 a e^{-ax_2} dx_2 \\ &= \frac{3!}{a^3} - \frac{2!}{a^2} \cdot \frac{1}{a} = \frac{6-2}{a^3} = \frac{4}{a^3}, \end{aligned}$$

and we get

$$\text{Cov}(Y_1, Y_2) = E\{Y_1 Y_2\} - E\{Y_1\} \cdot E\{Y_2\} = \frac{4}{a^3} - 0 = \frac{4}{a^3},$$

and

$$\rho(Y_1, Y_2) = \frac{\text{Cov}(Y_1, Y_2)}{\sqrt{V\{Y_1\}} \cdot \sqrt{V\{Y_2\}}} = \frac{\frac{4}{a^3}}{\sqrt{\frac{20}{a^4}} \cdot \sqrt{\frac{2}{a^2}}} = \frac{4}{2\sqrt{10}} = \frac{2\sqrt{10}}{10} = \frac{\sqrt{10}}{5}.$$

Please click the advert

It's only an opportunity if you act on it

IKEA.SE/STUDENT

© Inter IKEA Systems B.V. 2009

## 5 Some theoretical results

**Example 5.1** Let  $X$  be a random variable, for which  $P\{X > 0\} = 1$ , and for which  $E\{X\}$  and  $E\left\{\frac{1}{X}\right\}$  exist.

Prove that

$$1 \leq E\{X\} \cdot E\left\{\frac{1}{X}\right\}.$$

HINT: One may look at  $E\left\{\left(\sqrt{X} + t \cdot \frac{1}{\sqrt{X}}\right)^2\right\}$ .

**Remark 5.1** The proof is similar to the traditional proof of the Cauchy-Schwarz inequality.  $\diamond$

Since  $P\{X > 0\} = 1$ , it follows that  $\sqrt{X}$  is defined.

Then by the rules of computation we get for every  $t \in \mathbb{R}$  that

$$0 \leq E\left\{\left(\sqrt{X} + t \cdot \frac{1}{\sqrt{X}}\right)^2\right\} = E\left\{X + 2t + t^2 \cdot \frac{1}{X}\right\} = t^2 E\left\{\frac{1}{X}\right\} + 2t + E\{X\}.$$

The right hand side is a polynomial of second degree in  $t$ . Since it is  $\geq 0$  for every  $t \in \mathbb{R}$ , it is well-known from high school that the condition is

$$0 \geq \left(\frac{V}{2}\right)^2 - AC = 1 - E\{X\} \cdot E\left\{\frac{1}{X}\right\},$$

hence by a rearrangement

$$1 \leq E\{X\} \cdot E\left\{\frac{1}{X}\right\}.$$

**Example 5.2** Let  $X$  and  $Y$  be random variables where  $E\{X^2\} < \infty$  and  $E\{Y^2\} < \infty$ . Prove that  $XY$  has a mean and that

$$E\{|XY|\} \leq \sqrt{E\{X^2\}} \cdot \sqrt{E\{Y^2\}}.$$

We shall apply the same method as in Example 5.1.

For every  $t \in \mathbb{R}$ ,

$$0 \leq E\{(|X| + t|Y|)^2\} = E\{X^2 + 2t|XY| + t^2Y^2\} = t^2 E\{Y^2\} + 2t E\{|XY|\} + E\{X^2\},$$

where the right hand side is a non-negative polynomial of second degree in  $t$ . Then

$$|XY| \leq \frac{1}{2}|X|^2 + \frac{1}{2}|Y|^2,$$



exists  $E\{|XY|\} < \infty$ , hence  $E\{XY\}$  also exists.

Finally, it follows from the condition of the discriminant that

$$(E\{|XY|\})^2 \leq E\{X^2\} \cdot E\{Y^2\},$$

whence

$$E\{|XY|\} \leq \sqrt{E\{X^2\}} \cdot \sqrt{E\{Y^2\}}.$$

**Example 5.3** Let  $(X, Y)$  have the frequency

$$f(x, y) = \begin{cases} \frac{2}{\pi^2(1+x^2)(1+y^2)}, & x > 0, \\ 0, & x \leq 0, \end{cases} \quad y \in \mathbb{R}.$$

Prove that  $X$  and  $Y$  are independent, though not non-correlated.

If  $x > 0$ , then

$$f_X(x) = \int_{-\infty}^{\infty} \frac{2}{\pi^2(1+x^2)(1+y^2)} dy = \frac{2}{\pi} \cdot \frac{1}{1+x^2},$$

and  $f_X(x) = 0$  for  $x \leq 0$ .

Analogously we get for every  $y \in \mathbb{R}$ ,

$$f_Y(y) = \int_0^{\infty} \frac{2}{\pi^2(1+x^2)(1+y^2)} dx = \frac{1}{\pi} \cdot \frac{1}{1+y^2}.$$

It follows from

$$f(x, y) = f_X(x) \cdot f_Y(y),$$

that  $X$  and  $Y$  are independent.

The phrase “ $X$  and  $Y$  are non-correlated” assumes that  $\text{Cov}(X, Y)$  exists and is  $= 0$ . The existence of  $\text{Cov}(X, Y)$  assumes again that  $E\{XY\}$  exists. In the given situation this is *not* the case, because

$$\int_{-\infty}^{\infty} \left\{ \int_0^{\infty} \frac{2|xy| dx}{\pi^2(1+x^2)(1+y^2)} \right\} dy = \frac{4}{\pi^2} \int_0^{\infty} \frac{x}{1+x^2} dx \cdot \int_0^{\infty} \frac{y}{1+y^2} dy = \infty.$$

## 6 The correlation coefficient

**Example 6.1** Let  $X_1, X_2, \dots, X_n$  be independent random variables for which

$$E\{X_i\} = \mu, \quad V\{X_i\} = \sigma^2, \quad i = 1, 2, \dots, n.$$

Let  $\bar{X}$  denote the random variable

$$\bar{X} = \frac{1}{n} \{X_1 + X_2 + \dots + X_n\}.$$

Find the correlation coefficient  $\rho(\bar{X}, X_1)$ .

Since the covariance is bilinear, and  $X_1, X_2, \dots, X_n$  are independent, it follows that

$$\text{Cov}(\bar{X}, X_1) = \text{Cov}\left(\frac{1}{n} \sum_{i=1}^n X_i, X_1\right) = \frac{1}{n} \sum_{i=1}^n \text{Cov}(X_i, X_1) = \frac{1}{n} \text{Cov}(X_1, X_1) = \frac{1}{n} V\{X_1\} = \frac{1}{n} \sigma^2.$$

Furthermore,

$$V\{\bar{X}\} = V\left\{\frac{1}{n} \sum_{i=1}^n X_i\right\} = \frac{1}{n^2} \sum_{i=1}^n V\{X_i\} = \frac{1}{n^2} \cdot n\sigma^2 = \frac{\sigma^2}{n},$$

hence

$$\rho(\bar{X}, X_1) = \frac{\text{Cov}(\bar{X}, X_1)}{\sqrt{V\{\bar{X}\} V\{X_1\}}} = \frac{\frac{1}{n} \sigma^2}{\sqrt{\frac{1}{n} \sigma \cdot \sigma}} = \frac{1}{\sqrt{n}}.$$

**Example 6.2** A random variable  $X$  is rectangularly distributed over  $] -1, 1[$ . Let  $Y = X^2$  and  $Z = X^3$ . Find  $\rho(X, Y)$  and  $\rho(X, Z)$ .

It follows by the symmetry that

$$E\{X^{2n+1}\} = 0, \quad n \in \mathbb{N}_0.$$

Furthermore,

$$E\{X^{2n}\} = \int_{-1}^1 \frac{1}{2} x^{2n} dx = \int_0^1 x^{2n} dx = \frac{1}{2n+1}, \quad n \in \mathbb{N}.$$

Hence

$$\text{Cov}(X, Y) = \text{Cov}(X, X^2) = E\{X^3\} - E\{X\} \cdot E\{X^2\} = 0,$$

and thus

$$\rho(X, Y) = 0.$$

Furthermore,

$$\text{Cov}(X, Z) = \text{Cov}(X, X^3) = E\{X^4\} - E\{X\} \cdot E\{X^3\} = \frac{1}{5}.$$

Since

$$V\{X\} = E\{X^2\} - (E\{X\})^2 = E\{X^2\} = \frac{1}{3},$$

and

$$V\{Z\} = V\{X^3\} = E\{X^6\} - (E\{X^3\})^2 = E\{X^6\} = \frac{1}{7},$$

we get

$$\rho(X, Z) = \frac{\text{Cov}(X, Z)}{\sqrt{V\{X\} \cdot V\{Z\}}} = \frac{\frac{1}{5}}{\sqrt{\frac{1}{3} \cdot \frac{1}{7}}} = \frac{\sqrt{21}}{5} \approx 0.917.$$

Please click the advert

## YOUR CHANCE TO CHANGE THE WORLD

Here at Ericsson we have a deep rooted belief that the innovations we make on a daily basis can have a profound effect on making the world a better place for people, business and society. Join us.

In Germany we are especially looking for graduates as Integration Engineers for

- Radio Access and IP Networks
- IMS and IPTV

We are looking forward to getting your application!  
To apply and for all current job openings please visit our web page: [www.ericsson.com/careers](http://www.ericsson.com/careers)

ericsson.  
com



**Example 6.3** Let  $X$  and  $Y$  be random variables for which

$$V\{X\} = 1, \quad V\{Y\} = 9 \quad \text{and} \quad \rho(X, Y) = \frac{1}{3}.$$

Let  $U = X + aY$ ,  $V = X + Y$ , where  $a$  is a real constant.  
Find  $a$ , such that  $U$  and  $V$  become non-correlated.

First we derive the condition,

$$\begin{aligned} 0 &= \text{Cov}(U, Y) = \text{Cov}(X + aY, X + Y) \\ &= \text{Cov}(X, X) + a \text{Cov}(Y, X) + \text{Cov}(X, Y) + a \text{Cov}(Y, Y) \\ &= V\{X\} + (a + 1) \text{Cov}(X, Y) + a V\{Y\} \\ &= V\{X\} + (a + 1) \rho(X, Y) \sqrt{V\{X\} \cdot V\{Y\}} + a V\{Y\} \\ &= 1 + (a + 1) \cdot \frac{1}{3} \sqrt{1 \cdot 9} + a \cdot 0 = 1 + a + 1 + 9a = 2 + 10a. \end{aligned}$$

When this equation is solved with respect to  $a$ , we get  $a = -\frac{1}{5}$ .

**Example 6.4** Let  $X$  and  $Y$  be independent random variables of the frequency

$$f(x) = \begin{cases} 1 - |x|, & |x| < 1, \\ 0, & |x| \geq 1. \end{cases}$$

Put  $U = X^2 + Y^2$  and  $V = X^3 + Y$ . Find the correlation coefficients  $\rho(U, X)$ ,  $\rho(V, X)$  and  $\rho(U, V)$ .

It follows from the symmetry that  $E\{X\} = E\{Y\} = 0$ . Hence

$$V\{X\} = V\{Y\} = E\{X^2\} = \int_{-1}^1 x^2(1 - |x|) dx = 2 \int_0^1 x^2(1 - x) dx = 2 \left( \frac{1}{3} - \frac{1}{4} \right) = \frac{1}{6}.$$

Analogously,  $E\{X^{2n+1}\} = E\{Y^{2n+1}\} = 0$ , and

$$\begin{aligned} E\{X^{2n}\} = E\{Y^{2n}\} &= 2 \int_0^1 x^{2n}(1 - x) dx = \frac{2}{2n+1} - \frac{2}{2n+2} \\ &= \frac{2}{2n+1} - \frac{1}{n+1} = \frac{1}{(2n+1)(n+1)}. \end{aligned}$$

Since  $X$  and  $Y$  are independent, it follows from the above that

$$\begin{aligned} \text{Cov}(U, V) &= \text{Cov}(X^2 + Y^2, X) = \text{Cov}(X^2, X) + \text{Cov}(Y^2, X) \\ &= \text{Cov}(X^2, X) = E\{X^3\} - E\{X^2\} \cdot E\{X\} = 0, \end{aligned}$$

so  $\rho(U, X) = 0$ , and  $U$  and  $X$  are non-correlated.

Analogously;

$$\text{Cov}(V, X) = \text{Cov}(X^3 + Y, X) = \text{Cov}(X^3, X) = E\{X^4\} - E\{X^2\} E\{X\} = \frac{1}{5 \cdot 3} = \frac{1}{15}.$$

Since

$$V\{V\} = V\{X^3\} + V\{Y\} = E\{X^6\} + E\{Y^2\} = \frac{1}{7 \cdot 4} + \frac{1}{3 \cdot 2} = \frac{3 + 2 \cdot 7}{7 \cdot 4 \cdot 3} = \frac{17}{84},$$

we get

$$\rho(V, X) = \frac{\text{Cov}(V, X)}{\sqrt{V\{V\} \cdot V\{X\}}} = \frac{\frac{1}{15}}{\sqrt{\frac{17}{84} \cdot \frac{1}{6}}} = \frac{6}{15} \sqrt{\frac{14}{17}} = \frac{2}{5} \sqrt{\frac{14}{17}} \approx 0,363.$$

Finally,

$$\begin{aligned} \text{Cov}(U, V) &= \text{Cov}(X^2 + Y^2, X^3 + Y) = \text{Cov}(X^2, X^3) + \text{Cov}(Y^2, Y) \\ &= E\{X^5\} - E\{X\} \cdot E\{X^3\} + E\{Y^3\} - E\{Y^2\} \cdot E\{Y\} = 0, \end{aligned}$$

hence  $\rho(U, V) = 0$ , and  $U$  and  $V$  are non-correlated.

Please click the advert

SIMPLY CLEVER





Do you like cars? Would you like to be a part of a successful brand?  
 We will appreciate and reward both your enthusiasm and talent.  
 Send us your CV. You will be surprised where it can take you.

Send us your CV on  
[www.employerforlife.com](http://www.employerforlife.com)



## 7 Maximum and minimum of linear combinations of random variables

**Example 7.1** 1) Let  $X_1$  and  $X_2$  be two independent random variables, for which

$$E\{X_1\} = E\{X_2\} = \mu \neq 0, \quad V\{X_1\} = \sigma_1^2 > 0 \quad \text{and} \quad V\{X_2\} = \sigma_2^2 > 0.$$

Find the constants  $a_1$  and  $a_2$ , such that

$$E\{a_1X_1 + a_2X_2\} = \mu,$$

and such that

$$V\{a_1X_1 + a_2X_2\}$$

has its smallest value. Then find the corresponding minimum.

What is the minimum, when in particular  $\sigma_1 = \sigma_2 = \sigma$ ?

2) Then let  $X_1, X_2, \dots, X_n$  be independent random variables, for which

$$a) \quad E\{X_1\} = E\{X_2\} = \dots = E\{X_n\} = \mu \quad (\neq 0),$$

$$b) \quad V\{X_1\} = V\{X_2\} = \dots = V\{X_n\} = \sigma > 0.$$

Find the constants  $a_1, a_2, \dots, a_n$ , such that

$$E\left\{\sum_{i=1}^n a_i X_i\right\} = \mu,$$

while

$$V\left\{\sum_{i=1}^n a_i X_i\right\}$$

takes its smallest value. Then find this smallest value.

1) It follows by the linearity that

$$E\{a_1X_1 + a_2X_2\} = a_1E\{X_1\} + a_2E\{X_2\} = (a_1 + a_2)\mu.$$

Since  $\mu \neq 0$ , this expression is  $= \mu$ , if and only if  $a_1 + a_2 = 1$ .

Put  $a_1 = \lambda$ . Then  $a_2 = 1 - \lambda$ , and

$$\varphi(\lambda) = V\{a_1X_1 + a_2X_2\} = \lambda^2V\{X_1\} + (1 - \lambda)^2V\{X_2\} = \lambda^2\sigma_1^2 + (1 - \lambda)^2\sigma_2^2$$

where

$$\varphi'(\lambda) = 2\lambda\sigma_1^2 + 2(\lambda - 1)\sigma_2^2 = 0$$

for

$$\lambda = \frac{\sigma_2^2}{\sigma_1^2 + \sigma_2^2}, \quad \text{thus} \quad 1 - \lambda = \frac{\sigma_1^2}{\sigma_1^2 + \sigma_2^2}.$$

On the other hand, we know that there *exists* a smallest value, and since the computations above give the coefficients of the only candidate, we must necessarily have

$$a_1 = \frac{\sigma_2^2}{\sigma_1^2 + \sigma_2^2} \quad \text{and} \quad a_2 = \frac{\sigma_1^2}{\sigma_1^2 + \sigma_2^2},$$

corresponding to

$$V \left\{ \frac{\sigma_2^2}{\sigma_1^2 + \sigma_2^2} X_1 + \frac{\sigma_1^2}{\sigma_1^2 + \sigma_2^2} X_2 \right\} = \frac{\sigma_2^4 \sigma_1^2}{(\sigma_1^2 + \sigma_2^2)^2} + \frac{\sigma_1^4 \sigma_2^2}{(\sigma_1^2 + \sigma_2^2)^2} = \frac{\sigma_1^2 \sigma_2^2}{\sigma_1^2 + \sigma_2^2}.$$

Note that since  $\sigma_1^2 > 0$  and  $\sigma_2^2 > 0$ , this variance is  $< \min \{ \sigma_1^2, \sigma_2^2 \}$ .

When  $\sigma_1 = \sigma_2 = \sigma$ , then the value of the smallest value is

$$\frac{\sigma_1^2 \sigma_2^2}{\sigma_1^2 + \sigma_2^2} = \frac{\sigma^4}{2\sigma^2} = \frac{1}{2} \sigma^2.$$

2) This is just a generalization. Since the equation

$$E \left\{ \sum_{i=1}^n a_i X_i \right\} = \sum_{i=1}^n a_i E \{ X_i \} = \sum_{i=1}^n a_i \mu = \mu \neq 0,$$

is only satisfied for

$$\sum_{i=1}^n a_i = 1,$$

we can eliminate one constant, e.g.

$$a_n = 1 - \sum_{i=1}^{n-1} a_i.$$

Then the task is reduced to minimize the function

$$\begin{aligned} \varphi(a_1, \dots, a_{n-1}) &= V \left\{ \sum_{i=1}^{n-1} a_i X_i + \left( 1 - \sum_{i=1}^{n-1} a_i \right) X_n \right\} = \sum_{i=1}^{n-1} a_i^2 V \{ X_i \} + \left( 1 - \sum_{i=1}^{n-1} a_i \right)^2 V \{ X_n \} \\ &= \left\{ \sum_{i=1}^{n-1} a_i^2 + \left( \sum_{i=1}^{n-1} a_i - 1 \right)^2 \right\} \sigma^2. \end{aligned}$$

The equations of possible stationary points are

$$\frac{\partial \varphi}{\partial a_i} = \left\{ 2a_i + 2 \left( \sum_{i=1}^{n-1} a_i - 1 \right) \right\} \sigma^2 = 2\sigma^2 \{ a_i - a_n \} = 0,$$

for  $i = 1, \dots, n-1$ , thus  $a_i = a_n$  for all  $i$ . This implies that

$$\sum_{i=1}^n a_i = \sum_{i=1}^n a_n = n a_n = 1,$$

hence

$$a_n = \frac{1}{n} \quad \text{and} \quad a_i = \frac{1}{n}, \quad i = 1, \dots, n-1.$$

We have now proved that  $\left(\frac{1}{n}, \frac{1}{n}, \dots, \frac{1}{n}\right)$  is the only stationary point.

Since  $\varphi(a_1, \dots, a_{n-1})$  is of class  $C^\infty$  and is positive, and since  $\varphi(a_1, \dots, a_{n-1}) \rightarrow \infty$  for  $a_1^2 + \dots + a_{n-1}^2 \rightarrow \infty$ , a minimum exists. The only candidate is  $\left(\frac{1}{n}, \frac{1}{n}, \dots, \frac{1}{n}\right)$ , so this is indeed a minimum.

Finally, by insertion,

$$\varphi\left(\frac{1}{n}, \dots, \frac{1}{n}\right) = V\left\{\sum_{i=1}^n \frac{1}{n} X_i\right\} = \frac{n}{n^2} V\{X_1\} = \frac{\sigma^2}{n}.$$

ALTERNATIVELY it is possible here to make some constructive guesses. We must again require that  $\sum_{i=1}^n a_i = 1$ , so getting an inspiration from the first question we guess that all  $a_i = \frac{1}{n}$ .

This can be proved in the following way:

Please click the advert

With us you can  
shape the future.  
Every single day.

For more information go to:  
[www.eon-career.com](http://www.eon-career.com)

Your energy shapes the future.

**e.on**



Let the  $a_i$  be any such constants of  $\sum_{i=1}^n a_i = 1$ . Then

$$\begin{aligned} V \left\{ \sum_{i=1}^n a_i X_i \right\} &= \sigma^2 \sum_{i=1}^n a_i^2 = \sigma^2 \sum_{i=1}^n \left\{ \left( a_i - \frac{1}{n} \right) + \frac{1}{n} \right\}^2 = \sigma^2 \left\{ \sum_{i=1}^n \left( a_i - \frac{1}{n} \right)^2 + \sum_{i=1}^n \frac{1}{n^2} \right\} \\ &= \sigma^2 \left\{ \sum_{i=1}^n \left( a_i - \frac{1}{n} \right)^2 + \frac{1}{n} \right\}. \end{aligned}$$

It follows that the minimum is obtained when the first term in the parenthesis is 0, i.e. when all  $a_i = \frac{1}{n}$ . With these choices we finally get the minimum  $\frac{\sigma^2}{n}$ .

**Example 7.2** Let  $X_1, X_2, \dots, X_n$  be independent random variables, for which

$$E \{X_i\} = \mu \quad (\neq 0), \quad V \{X_i\} = \sigma_i^2 > 0, \quad i = 1, 2, \dots, n.$$

Find constants  $a_1, a_2, \dots, a_n$ , such that

$$E \left\{ \sum_{i=1}^n a_i X_i \right\} = \mu,$$

while

$$V \left\{ \sum_{i=1}^n a_i X_i \right\}$$

takes on its minimum. Then find this minimum.

**Remark 7.1** This example is of course a generalization of Example 7.1.  $\diamond$

1) First we compute

$$E \left\{ \sum_{i=1}^n a_i X_i \right\} = \left( \sum_{i=1}^n a_i \right) \mu = \mu \neq 0 \quad \text{for} \quad \sum_{i=1}^n a_i = 1,$$

and

$$V \left\{ \sum_{i=1}^n a_i X_i \right\} = \sum_{i=1}^n a_i^2 V \{X_i\} = \sum_{i=1}^n \sigma_i^2 a_i^2.$$

Since

$$a_n = 1 - \sum_{i=1}^{n-1} a_i \quad \text{where} \quad \frac{\partial a_n}{\partial a_i} = -1,$$

it follows that we shall minimize the function

$$\varphi(a_1, \dots, a_{n-1}) = \sum_{i=1}^{n-1} \sigma_i^2 a_i^2 + \sigma_n^2 \left( 1 - \sum_{i=1}^{n-1} a_i \right)^2, \quad a_n = 1 - \sum_{i=1}^{n-1} a_i.$$

2) The equations of possible stationary points are

$$\frac{\partial \varphi}{\partial a_i} = 2\sigma_i^2 a_i + 2\sigma_n^2 a_n \frac{\partial a_n}{\partial a_i} = 2(\sigma_i^2 a_i - \sigma_n^2 a_n) = 0, \quad i = 1, \dots, n-1.$$

They imply that

$$a_i = \frac{\sigma_n^2}{\sigma_i^2} a_n, \quad i = 1, \dots, n-1.$$

Then by insertion,

$$1 = \sum_{i=1}^n a_i = \left( \sum_{i=1}^n \frac{\sigma_n^2}{\sigma_i^2} \right) a_n = \sigma_n^2 \left( \sum_{i=1}^n \frac{1}{\sigma_i^2} \right) \cdot a_n,$$

thus

$$a_n = \frac{1}{\sigma_n^2 \sum_{i=1}^n \left( \frac{1}{\sigma_i^2} \right)} \quad \text{and} \quad a_i = \frac{1}{\sigma_i^2 \sum_{i=1}^n \left( \frac{1}{\sigma_i^2} \right)}, \quad i = 1, \dots, n-1,$$

giving us the coordinates of the only stationary point.

3) It follows from

$$\varphi(a_1, \dots, a_{n-1}) \rightarrow \infty \quad \text{for} \quad a_1^2 + \dots + a_{n-1}^2 \rightarrow \infty,$$

that we get a minimum at this stationary point. Hence, the minimum is given by

$$(a_1, \dots, a_n) = \frac{1}{\sum_{i=1}^n \left( \frac{1}{\sigma_i^2} \right)} \left( \frac{1}{\sigma_1^2}, \frac{1}{\sigma_2^2}, \dots, \frac{1}{\sigma_n^2} \right).$$

Here, the value is

$$V \left\{ \sum_{i=1}^n a_i X_i \right\} = \frac{1}{\left\{ \sum_{i=1}^n \frac{1}{\sigma_i^2} \right\}^2} \sum_{i=1}^n \frac{\sigma_i^2}{\sigma_i^4} = \frac{1}{\sum_{i=1}^n \frac{1}{\sigma_i^2}}.$$

ALTERNATIVELY we may pass straight ahead towards the task of finding the  $a_i$ , such that  $\sum_{i=1}^n a_i = 1$ , and  $\sum_{i=1}^n a_i^2 \sigma_i^2$  is as small as possible.

If we put  $x_i = a_i \sigma_i$ , i.e.  $a_i = \frac{x_i}{\sigma_i}$ , we see that we shall find the  $x_i$ , such that

$$\sum_{i=1}^n \frac{1}{\sigma_i} x_i = 1 \quad \text{and} \quad \sum_{i=1}^n x_i^2 \quad \text{is as small as possible.}$$

Here the condition

$$\sum_{i=1}^n \frac{1}{\sigma_i} x_i = 1$$

describes an hyperplane in  $\mathbb{R}^n$  with the normed normal vector

$$\left( \frac{1}{\sigma_1}, \frac{1}{\sigma_2}, \dots, \frac{1}{\sigma_n} \right) \cdot \frac{1}{\sum_{i=1}^n \frac{1}{\sigma_i^2}}.$$

We obtain the smallest distance to the zero for

$$x_i = \frac{\frac{1}{\sigma_i}}{\sum_{j=1}^n \frac{1}{\sigma_j^2}}, \quad \text{and the distance is } \frac{1}{\sum_{j=1}^n \frac{1}{\sigma_j^2}}.$$

The conclusion is that

$$a_i = \frac{\frac{1}{\sigma_i^2}}{\sum_{j=1}^n \frac{1}{\sigma_j^2}}, \quad i = 1, 2, \dots, n,$$

and that the minimum is

$$\frac{1}{\sum_{i=1}^n \frac{1}{\sigma_i^2}}.$$

ALTERNATIVELY it was proved in Example 7.1, first question that the minimum is obtained for

$$a_1 = \frac{\sigma_2^2}{\sigma_1^2 + \sigma_2^2} = \frac{\frac{1}{\sigma_1^2}}{\frac{1}{\sigma_1^2} + \frac{1}{\sigma_2^2}} \quad \text{and} \quad a_2 = \frac{\frac{1}{\sigma_2^2}}{\frac{1}{\sigma_1^2} + \frac{1}{\sigma_2^2}}.$$

Therefore, we *guess* that the minimum in the general case is obtained when

$$a_i = \frac{\frac{1}{\sigma_i^2}}{\sum_{j=1}^n \frac{1}{\sigma_j^2}}, \quad i = 1, \dots, n.$$

This can be proved in the following way:

Let the  $a_i$  be any numbers for which  $\sum_{i=1}^n a_i = 1$ . Then

$$\begin{aligned} V \left\{ \sum_{i=1}^n a_i X_i \right\} &= \sum_{i=1}^n a_i^2 \sigma_i^2 = \sum_{i=1}^n \left\{ \left( a_i - \frac{1/\sigma_i^2}{\sum_{j=1}^n 1/\sigma_j^2} \right) + \frac{1/\sigma_i^2}{\sum_{j=1}^n 1/\sigma_j^2} \right\}^2 \sigma_i^2 \\ &= \sum_{i=1}^n \left\{ a_i - \frac{1/\sigma_i^2}{\sum_{j=1}^n 1/\sigma_j^2} \right\}^2 \sigma_i^2 + \sum_{i=1}^n \frac{1/\sigma_i^2}{\left\{ \sum_{j=1}^n 1/\sigma_j^2 \right\}^2} \\ &\quad + 2 \sum_{i=1}^n \left\{ a_i - \frac{1/\sigma_i^2}{\sum_{j=1}^n 1/\sigma_j^2} \right\} \cdot \frac{1/\sigma_i^2}{\sum_{j=1}^n 1/\sigma_j^2} \cdot \sigma_i^2 \\ &= \sum_{i=1}^n \left\{ a_i - \frac{1/\sigma_i^2}{\sum_{j=1}^n 1/\sigma_j^2} \right\}^2 \sigma_i^2 + \frac{1}{\sum_{j=1}^n 1/\sigma_j^2} + 0, \end{aligned}$$

because it is easily seen that the last sum above is 0.

This implies that the minimum is obtained when all squares in the first sum are equal to 0, thus

$$a_i = \frac{1/\sigma_i^2}{\sum_{j=1}^n 1/\sigma_j^2}, \quad i = 1, 2, \dots, n,$$

and the minimum is

$$\frac{1}{\sum_{j=1}^n 1/\sigma_j^2}.$$

Please click the advert

**Nido**

**Luxurious accommodation**

**Central zone 1 & 2 locations**

**Meet hundreds of international students**

**BOOK NOW and get a £100 voucher from voucherexpress**

**Nido Student Living - London**

**Visit [www.NidoStudentLiving.com/Bookboon](http://www.NidoStudentLiving.com/Bookboon) for more info.**

**+44 (0)20 3102 1060**

**Example 7.3** Let  $X_1, X_2, \dots, X_n$  be independent random variables, for which

$$E\{X_1\} = E\{X_2\} = \dots = E\{X_n\} = \mu \quad (\neq 0),$$

$$V\{X_1\} = V\{X_2\} = \dots = V\{X_n\} = \sigma^2 > 0.$$

Find constants  $a_1, a_2, \dots, a_n$ , such that

$$a_i > 0, \quad i = 1, 2, \dots, n,$$

$$E\left\{\sum_{i=1}^n a_i X_i\right\} = \mu,$$

while at the same time,

$$V\left\{\sum_{i=1}^n a_i X_i\right\}$$

takes its maximum, and find this maximum.

First note that taking the mean is a linear operation, so

$$\sum_{i=1}^n a_i \mu = \mu \neq 0, \quad \text{thus} \quad \sum_{i=1}^n a_i = 1.$$

Furthermore, all  $a_i \geq 0$ ,  $i = 1, 2, \dots, n$ .

We shall maximize the function

$$\varphi(a_1, a_2, \dots, a_n) = V\left\{\sum_{i=1}^n a_i X_i\right\} = \sum_{i=1}^n a_i^2 \sigma^2,$$

under the conditions above.

Obviously,

$$1 = (a_1 + a_2 + \dots + a_n)^2 \geq a_1^2 + \dots + a_n^2 = \sum_{i=1}^n a_i^2,$$

so this maximum must be  $\leq 1 \cdot \sigma^2$ .

On the other hand, this value is obtained, when precisely one  $a_i = 1$ , and all others are  $a_j = 0$ ,  $j \neq i$ . Thus, the maximum is

$$V\{X_1\} = V\{X_2\} = \dots = V\{X_n\} = \sigma^2.$$

**Example 7.4** Let  $X_1, X_2, \dots, X_n$  be independent Bernoulli distributed random variables of probabilities of success  $p_1, p_2, \dots, p_n$ , and let  $Y = \sum_{i=1}^n X_i$ . It is well-known that

$$E\{Y\} = \sum_{i=1}^n p_i.$$

Prove that if  $E\{Y\}$  is a fixed number  $s$ , then the variance  $V\{Y\}$  is largest, if  $p_1 = p_2 = \dots = p_n$ . Then find this maximum.

The Bernoulli distribution is given by

$$P\{X = 1\} = p \quad \text{and} \quad P\{X = 0\} = q,$$

where  $p + q = 1$ ,  $p, q > 0$ . Then  $E\{X\} = p$  and  $E\{X^2\} = p$ , hence

$$V\{X\} = E\{X^2\} - (E\{X\})^2 = p - p^2 \quad [= p(p-1) = pq].$$

If we assume that  $0 < s < n$  is constant and that

$$\sum_{i=1}^n p_i = s, \quad 0 < p_i < 1 \quad \text{for } i = 1, \dots, n,$$

then we shall maximize

$$\begin{aligned} V\{Y\} &= \sum_{i=1}^n V\{X_i\} = \sum_{i=1}^n (p_i - p_i^2) = s - \sum_{i=1}^n p_i^2 = s - \sum_{i=1}^n \left\{ \left( p_i - \frac{s}{n} \right) + \frac{s}{n} \right\}^2 \\ &= s - \sum_{i=1}^n \left( p_i - \frac{s}{n} \right)^2 - 2 \frac{s}{n} \sum_{i=1}^n \left( p_i - \frac{s}{n} \right) - \sum_{i=1}^n \frac{s^2}{n^2} \\ &= s - \sum_{i=1}^n \left( p_i - \frac{s}{n} \right)^2 - 2 \frac{s}{n} \cdot \left( s - n \cdot \frac{s}{n} \right) - \frac{s^2}{n} = s - \frac{s^2}{n} - \sum_{i=1}^n \left( p_i - \frac{s}{n} \right)^2. \end{aligned}$$

Clearly, this expression is largest, when  $p_i = \frac{s}{n}$  for  $i = 1, \dots, n$ , and when this holds, then

$$V\{Y\} = s - \frac{s^2}{n} \quad (> 0, \text{ because } 0 < s < n).$$

**Example 7.5** 1) Let  $X$  be a random variable of mean  $\mu$  and variance  $\sigma^2$ . Prove that  $E\{(X-a)^2\}$  has its minimum at  $a = \mu$ .

2) Let  $X_1$  and  $X_2$  be random variables of means  $\mu_1, \mu_2$ , resp., variances  $\sigma_1^2, \sigma_2^2$ , resp., and correlation coefficient  $\rho$ .

For which pairs of numbers  $(a, b)$  does

$$(2) E\{[X_2 - (aX_1 + b)]^2\}$$

obtain its smallest value?

Then find this minimum.

HINT: First keep  $a$  fixed and find the value of  $b$ , for which the expression (2) is as small as possible-

1) A direct computation gives

$$\begin{aligned} E\{(X-a)^2\} &= E\{[(X-\mu) + (\mu-a)]^2\} \\ &= E\{(X-\mu)^2\} + E\{2(\mu-a)(X-\mu)\} + E\{(\mu-a)^2\} \\ &= E\{(X-\mu)^2\} + 2(\mu-a)E\{X-\mu\} + (\mu-a)^2 \\ &= E\{(X-\mu)^2\} + (\mu-a)^2, \end{aligned}$$

from which immediately follows that  $E\{(X-a)^2\}$  obtains its minimum for  $a = \mu$ .

2) Then by a simple reduction,

$$\begin{aligned} \varphi(a, b) &= E\{[X_2 - a(X_1 + b)]^2\} \\ &= E\{[(X_2 - aX_1) - (\mu_2 - a\mu_1) + (\mu_2 - a\mu_1) + b]^2\} \\ &= E\{[(X_2 - aX_1) - (\mu_2 - a\mu_1)]^2\} \\ &\quad + 2(\mu_2 - a\mu_1 + b)E\{(X_2 - aX_1) - (\mu_2 - a\mu_1)\} \\ &\quad + (\mu_2 - a\mu_1 - b)^2 \\ &= V\{X_2 - aX_1\} + 2(\mu_2 - a\mu_1 - b)[(\mu_2 - a\mu_1) - (\mu_2 - a\mu_1)] \\ &\quad + (\mu_2 - a\mu_1 - b)^2 \\ &= V\{X_2\} - 2a\text{Cov}(X_1, X_2) + a^2V\{X_1\} + (a\mu_1 + b - \mu_2)^2 \\ &= (a\mu_1 + b - \mu_2)^2 + a^2\sigma_1^2 - 2a\rho\sigma_1\sigma_2 + \sigma_2^2. \end{aligned}$$

We search possible stationary points of

$$\varphi(a, b) = (a\mu_1 + b - \mu_2)^2 + a^2\sigma_1^2 - 2a\rho\sigma_1\sigma_2 + \sigma_2^2.$$

The equations of the stationary points are

$$\begin{cases} \frac{\partial \varphi}{\partial a} = 2\mu_1(a\mu_1 + b - \mu_2) + 2a\sigma_1^2 - 2\rho\sigma_1\sigma_2 = 0, \\ \frac{\partial \varphi}{\partial b} = 2(a\mu_1 + b - \mu_2) = 0. \end{cases}$$

By a subtraction,

$$2a\sigma_1^2 - 2\rho\sigma_1\sigma_2 = 0,$$

hence

$$a = \frac{2\rho\sigma_1\sigma_2}{2\sigma_1^2} = \frac{\rho\sigma_2}{\sigma_1}.$$

We get by insertion into the latter equation,

$$b = \mu_2 - \frac{\rho\sigma_2}{\sigma_1} \mu_1,$$

so the only stationary point is

$$(a, b) = \left( \frac{\rho\sigma_2}{\sigma_1}, \mu_2 - \frac{\rho\sigma_2}{\sigma_1} \mu_1 \right).$$

Since  $\varphi(a, b) \rightarrow \infty$  for  $a^2 + b^2 \rightarrow \infty$ , the stationary point must necessarily be a minimum.

Finally the minimum is found to be

$$E \left\{ \left[ X_2 - \frac{\rho\sigma_2}{\sigma_1} X_1 - \mu_2 + \frac{\rho\sigma_2}{\sigma_1} \mu_1 \right]^2 \right\} = \frac{\rho^2\sigma_2^2}{\sigma_1^2} \sigma_1^2 - 2 \frac{\rho\sigma_2}{\sigma_1} \cdot \rho\sigma_1\sigma_2 + \sigma_2^2 = \rho^2\sigma_2^2 - 2\rho^2\sigma_2^2 + \sigma_2^2 = \sigma_2^2 (1 - \rho^2).$$

Please click the advert

I joined MITAS because  
I wanted **real responsibility**

The Graduate Programme  
for Engineers and Geoscientists  
**Maersk.com/Mitas**



Real work  
International opportunities  
Three work placements



**Month 16**  
I was a construction  
supervisor in  
the North Sea  
advising and  
helping foremen  
solve problems





ALTERNATIVELY, if  $a$  is given,

$$E \left\{ [X_2 - (aX_1 + b)]^2 \right\} = E \left\{ [(X_2 - aX_1) - b]^2 \right\}$$

obtains according to question 1 its minimum for

$$b = E \{ X_2 - aX_1 \} = \mu_2 - a\mu_1,$$

and it follows that the minimum is

$$V \{ X_2 - aX_1 \} = \sigma_2^2 + a^2\sigma_1^2 - 2a\rho\sigma_1\sigma_2.$$

This function in  $a$  has its minimum for

$$a = \rho \cdot \frac{\sigma_2}{\sigma_1},$$

which either follows from high school mathematics or by noticing that the graph is a parabola. We conclude that we obtain the minimum for

$$a = \rho \cdot \frac{\sigma_2}{\sigma_1} \quad \text{and} \quad b = \mu_2 - \rho \cdot \frac{\sigma_2}{\sigma_1} \cdot \mu_1,$$

and the minimum is

$$\sigma_2^2 (1 - \rho^2).$$

**Example 7.6** Let  $X_1, X_2, \dots, X_n$  be independent random variables, where

$$E\{X_i\} = \mu, \quad V\{X_i\} = \sigma^2, \quad i = 1, \dots, n,$$

and let

$$\bar{X} = \frac{1}{n} \sum_{i=1}^n X_i.$$

Prove that

$$E\left\{\frac{1}{n-1} \sum_{i=1}^n (X_i - \bar{X})^2\right\} = \sigma^2.$$

HINT: Write

$$\sum_{i=1}^n (X_i - \bar{X})^2 = \sum_{i=1}^n \left\{ (X_i - \mu)^2 + (\mu - \bar{X})^2 + 2(X_i - \mu)(\mu - \bar{X}) \right\}.$$

We shall only compute and reduce:

$$\begin{aligned} E\left\{\frac{1}{n-1} \sum_{i=1}^n (X_i - \bar{X})^2\right\} &= \frac{1}{n-1} E\left\{\sum_{i=1}^n \left[ (X_i - \mu)^2 + (\mu - \bar{X})^2 + 2(X_i - \mu)(\mu - \bar{X}) \right]\right\} \\ &= \frac{1}{n-1} E\left\{\sum_{i=1}^n (X_i - \mu)^2\right\} + \frac{1}{n-1} E\left\{n(\bar{X} - \mu)^2\right\} + \frac{2}{n-1} E\left\{\sum_{i=1}^n (X_i - \mu)(\mu - \bar{X})\right\} \\ &= \frac{1}{n-1} \sum_{i=1}^n E\left\{(X_i - \mu)^2\right\} + \frac{n}{n-1} E\left\{(\bar{X} - \mu)^2\right\} + \frac{2}{n-1} E\left\{n(\bar{X} - \mu)(\mu - \bar{X})\right\} \\ &= \frac{1}{n-1} \sum_{i=1}^n V\{X_i\} - \frac{n}{n-1} E\left\{(\bar{X} - \mu)^2\right\} = \frac{1}{n-1} \sum_{i=1}^n \sigma^2 - \frac{n}{n-1} V\{\bar{X}\} \\ &= \frac{n}{n-1} \sigma^2 - \frac{n}{n-1} V\left\{\frac{1}{n} \sum_{i=1}^n X_i\right\} = \frac{n}{n-1} \sigma^2 - \frac{n}{n-1} \cdot \frac{1}{n^2} V\left\{\sum_{i=1}^n X_i\right\} \\ &= \frac{n}{n-1} \sigma^2 - \frac{1}{n-1} \cdot \frac{1}{n} \sum_{i=1}^n V\{X_i\} = \frac{n}{n-1} \sigma^2 - \frac{1}{n-1} \cdot \frac{1}{n} \cdot n \sigma^2 \\ &= \frac{n}{n-1} \sigma^2 - \frac{1}{n-1} \sigma^2 = \sigma^2. \end{aligned}$$

## 8 Convergence in probability and in distribution

**Example 8.1** In this example we use the notation  $X_n \xrightarrow{P} X$ , if  $(X_n)$  converges in probability towards  $X$ . Recall that  $X_n \xrightarrow{P} X$ , if for every  $\varepsilon \in \mathbb{R}_+$ ,

$$P\{|X_n - X| \geq \varepsilon\} \rightarrow 0 \quad \text{for } n \rightarrow \infty.$$

This can also be written in the following way:

$X_n \xrightarrow{P} X$ , if the following condition is satisfied:

$$\forall \varepsilon \in \mathbb{R}_+ \forall \eta \in \mathbb{R}_+ \exists n_0 \in \mathbb{N} \forall n \in \mathbb{N} : n > n_0 \Rightarrow P\{|X_n - X| \geq \varepsilon\} < \eta.$$

1) Prove that if  $X_n \xrightarrow{P} X$ , and  $a$  is a real constant, then also  $aX_n \xrightarrow{P} aX$ .

2) Prove that if  $X_n \xrightarrow{P} X$  and  $Y_n \xrightarrow{P} Y$ , then also  $X_n + Y_n \xrightarrow{P} X + Y$ .

3) Prove that if  $X_n \xrightarrow{P} X$ , then also  $|X_n| \xrightarrow{P} |X|$ .

4) Prove that if  $X_n \xrightarrow{P} 0$ , then also  $X_n^2 \xrightarrow{P} 0$ .

5) Prove that if  $X_n \xrightarrow{P} X$ , and  $Y$  is a random variable, then  $X_n Y \xrightarrow{P} XY$ .

HINT: To every  $\delta \in \mathbb{R}_+$  there exists  $c \in \mathbb{R}_+$ , such that  $P\{|Y| > c\} < \delta$ .

6) Prove that if  $X_n \xrightarrow{P} X$ , then also  $X_n^2 \xrightarrow{P} X^2$ .

HINT: Write  $X_n$  in the form  $X_n = (X_n - X) + X$ , and apply some of the results of the previous questions.

7) Prove that if  $X_n \xrightarrow{P} X$  and  $Y_n \xrightarrow{P} Y$ , then also  $X_n Y_n \xrightarrow{P} XY$ .

HINT: Apply the rewriting

$$X_n Y_n = \frac{1}{4} \left\{ (X_n + Y_n)^2 - (X_n - Y_n)^2 \right\}.$$

1) When  $a = 0$ , there is nothing to prove. When  $a \neq 0$ , there exists an  $n_1 = n_1(\varepsilon, a, \eta)$ , such that

$$P\{|aX_n - aX| \geq \varepsilon\} = P\left\{|X_n - X| \geq \frac{\varepsilon}{|a|}\right\} < \eta,$$

for every  $n > n_1(\varepsilon, a, \eta)$ .

2) It follows from

$$|(X_n + Y_n) - (X + Y)| \leq |X_n - X| + |Y_n - Y|,$$

that if  $|(X_n + Y_n) - (X + Y)| \geq \varepsilon$ , then either

$$|X_n - X| \geq \frac{\varepsilon}{2} \quad \text{or} \quad |Y_n - Y| \geq \frac{\varepsilon}{2}.$$

Then

$$\{|(X_n + Y_n) - (X + Y)| \geq \varepsilon\} \subseteq \left\{|X_n - X| \geq \frac{\varepsilon}{2}\right\} \cup \left\{|Y_n - Y| \geq \frac{\varepsilon}{2}\right\},$$

hence

$$P\{|(X_n + Y_n) - (X + Y)| \geq \varepsilon\} \leq P\left\{|X_n - X| \geq \frac{\varepsilon}{2}\right\} + P\left\{|Y_n - Y| \geq \frac{\varepsilon}{2}\right\} < \eta$$

for  $n > n_2\left(\varepsilon, \frac{\eta}{2}, (X_n), (Y_n)\right)$ .

3) Analogously, we get from  $\left||X_n| - |X|\right| \leq |X_n - X|$  that

$$P\{\left||X_n| - |X|\right| \geq \varepsilon\} \leq P\{|X_n - X| \geq \varepsilon\} < \eta,$$

and the claim is proved.

4) If  $X = 0$ , then  $|X_n| \xrightarrow{P} 0$  by (3), and

$$P\{X_n^2 \geq \varepsilon\} = P\{|X_n| \geq \sqrt{\varepsilon}\} < \eta,$$

and the claim is proved.

5) First we use the hint to estimate in general,

$$\begin{aligned} P\{|X_n Y - X Y| \geq \varepsilon\} &= P\{|Y| \cdot |X_n - X| \geq \varepsilon\} \\ &= P\{|Y| \cdot |X_n - X| \geq \varepsilon \wedge |Y| > c\} + P\{|Y| \cdot |X_n - X| \geq \varepsilon \wedge |Y| \leq c\} \\ &\leq P\{|Y| > c\} + P\{c \cdot |X_n - X| \geq \varepsilon\} < \delta + P\left\{|X_n - X| \geq \frac{\varepsilon}{c}\right\}. \end{aligned}$$

Choose  $\delta = \frac{\eta}{2}$ . In this way we fix the constant  $c > 0$ .

Now choose  $n_0 \in \mathbb{N}$ , such that

$$P\left\{|X_n - X| \geq \frac{\varepsilon}{c}\right\} < \frac{\eta}{2} \quad \text{for every } n > n_0.$$

Then for  $n > n_0$ ,

$$P\{|X_n Y - X Y| \geq \varepsilon\} < \delta + P\left\{|X_n - X| \geq \frac{\varepsilon}{c}\right\} < \frac{\eta}{2} + \frac{\eta}{2} = \eta.$$

6) Since  $X_n = (X_n - X) + X$ , we get

$$X_n^2 - X^2 = (X_n - X)^2 + 2X(X_n - X),$$

hence by putting  $Y = X$ ,

$$\begin{aligned} P\{|X_n^2 - X^2| \geq \varepsilon\} &\leq P\left\{(X_n - X)^2 \geq \frac{\varepsilon}{2}\right\} + P\left\{2|X X_n - X X| \geq \frac{\varepsilon}{2}\right\} \\ &= P\left\{|X_n - X| \geq \sqrt{\frac{\varepsilon}{2}}\right\} + P\left\{|Y X_n - Y X| \geq \frac{\varepsilon}{4}\right\}. \end{aligned}$$

By assumption,  $X_n \xrightarrow{P} X$ , so

$$P \left\{ |X_n - X| \geq \sqrt{\frac{\varepsilon}{2}} \right\} < \frac{\eta}{2} \quad \text{for } n > n_1.$$

Since  $YX_n \xrightarrow{P} YX$  and  $Y = X$ , we get

$$P \left\{ 2|XX_n - XX| \geq \frac{\varepsilon}{2} \right\} < \frac{\eta}{2} \quad \text{for } n > n_2.$$

Then put  $n_0 = \max \{n_1, n_2\}$ , and we obtain for  $n > n_0$  that

$$P \{ |X_n^2 - X^2| > \varepsilon \} < \frac{\eta}{2} + \frac{\eta}{2} = \eta.$$

7) It follows from

$$X_n Y_n = \frac{1}{4} \left\{ (X_n + Y_n)^2 - (X_n - Y_n)^2 \right\},$$

that

$$|X_n Y_n - XY| = \frac{1}{4} \left| \left\{ (X_n + Y_n)^2 - (X + Y)^2 \right\} \right| + \frac{1}{4} \left| \left\{ (X - Y)^2 - (X_n - Y_n)^2 \right\} \right|.$$

Please click the advert

**Brain power**

By 2020, wind could provide one-tenth of our planet's electricity needs. Already today, SKF's innovative know-how is crucial to running a large proportion of the world's wind turbines.

Up to 25 % of the generating costs relate to maintenance. These can be reduced dramatically thanks to our systems for on-line condition monitoring and automatic lubrication. We help make it more economical to create cleaner, cheaper energy out of thin air.

By sharing our experience, expertise, and creativity, industries can boost performance beyond expectations. Therefore we need the best employees who can meet this challenge!

**The Power of Knowledge Engineering**

Plug into The Power of Knowledge Engineering.  
Visit us at [www.skf.com/knowledge](http://www.skf.com/knowledge)

**SKF**

If  $|X_n Y_n| \geq \varepsilon$ , then at least one of the two terms on the right hand side is  $\geq \frac{\varepsilon}{2}$ , hence

$$\begin{aligned} & P \{ |X_n Y_n - XY| \geq \varepsilon \} \\ & \leq P \left\{ \frac{1}{4} \left| (X_n + Y_n)^2 - (X + Y)^2 \right| \geq \frac{\varepsilon}{2} \right\} + P \left\{ \frac{1}{4} \left| (X_n - Y_n)^2 - (X - Y)^2 \right| \geq \frac{\varepsilon}{2} \right\} \\ & = P \left\{ \left| (X_n + Y_n)^2 - (X + Y)^2 \right| \geq 2\varepsilon \right\} + P \left\{ \left| (X_n - Y_n)^2 - (X - Y)^2 \right| \geq 2\varepsilon \right\}. \end{aligned}$$

It follows from (2) that  $X_n \pm Y_n \xrightarrow{P} X \pm Y$ .

Applying (6) we get  $(X_n \pm Y_n)^2 \xrightarrow{P} (X \pm Y)^2$ .

In particular, we can find  $n_1$  and  $n_2$ , such that

$$P \left\{ \left| (X_n + Y_n)^2 - (X + Y)^2 \right| \geq 2\varepsilon \right\} < \frac{\eta}{2} \quad \text{for } n > n_1,$$

and

$$P \left\{ \left| (X_n - Y_n)^2 - (X - Y)^2 \right| \geq 2\varepsilon \right\} < \frac{\eta}{2} \quad \text{for } n > n_2.$$

The claim follows, when  $n > n_0 = \max \{n_1, n_2\}$ .

**Example 8.2** Let  $(X_n)_{n=1}^{\infty}$  be a sequence of random variables, such that  $(X_n)$  converges in distribution towards a constant  $a$ .

Prove that  $(X_n)$  converges in probability towards the constant  $a$ .

Assume furthermore that every  $X_n$  has a mean. Is it possible to conclude that  $E\{X_n\} \rightarrow a$  for  $n \rightarrow \infty$ ?

If  $X_n \xrightarrow{D} a$ , then

$$\lim_{n \rightarrow \infty} F_n(x) = F(x) = \begin{cases} 0 & \text{for } x < a, \\ 1 & \text{for } x \geq a. \end{cases}$$

We shall prove that

$$P \{ |X_n - a| \geq \varepsilon \} \rightarrow 0 \quad \text{for } n \rightarrow \infty.$$

We get

$$\begin{aligned} P \{ |X_n - a| \geq \varepsilon \} &= P \{ X_n - a \geq \varepsilon \} + P \{ X_n - a \leq -\varepsilon \} = P \{ X_n \geq a + \varepsilon \} + P \{ X_n \leq a - \varepsilon \} \\ &= 1 - P \{ X_n < a + \varepsilon \} + P \{ X_n \leq a - \varepsilon \} = 1 - F(a + \varepsilon -) + F_n(a - \varepsilon) \\ &\rightarrow 1 - F(a + \varepsilon) + F(a - \varepsilon) = 1 - 1 + 0 = 0 \quad \text{for } n \rightarrow \infty. \end{aligned}$$

The latter claim is in general *not* true. Choose e.g.

$$F_n(x) = \begin{cases} 1 - \frac{n}{x^2 + n^2} & \text{for } x \geq 0, \\ 0 & \text{for } x < 0. \end{cases}$$

Then clearly,

$$F_n(x) \rightarrow F(x) = \begin{cases} 1 & \text{for } x \geq 0, \\ 0 & \text{for } x < 0, \end{cases} \quad \text{for } n \rightarrow \infty,$$

thus  $a = 0$ .

Here,

$$E\{X_n\} = \int_0^\infty \{1 - F_n(x)\} dx = \int_0^\infty \frac{n}{x^2 + n^2} dx = \int_0^\infty \frac{1}{1 + \left(\frac{x}{n}\right)^2} d\left(\frac{x}{n}\right) = \frac{\pi}{2} \neq a = 0.$$

Obviously one can modify such examples, so one can expect a lot of unpleasant anomalies.

**Example 8.3** A box contains  $\frac{n(n+1)}{2}$  slips of paper, of which on slip has the number 1 written on it, two slips are provided with the number 2, etc. until finally  $n$  slips of paper are provided with the number  $n$ . Select at random one slip from the box. Let  $X_n$  denote the random variable, which indicates the number of the selected slip, and let another random variable  $Y_n$  be defined by

$$Y_n = \frac{1}{n} X_n.$$

- 1) Find the probabilities  $P\{X_n = k\}$ ,  $k = 1, 2, \dots, n$ .
- 2) Find the mean  $E\{X_n\}$ .
- 3) Prove that the distribution function of  $Y_n$  on the interval  $[0, 1]$  is given by

$$F_n(y) = \frac{[ny]([ny] + 1)}{n(n+1)}.$$

(Here  $[a]$  denotes the largest integer smaller than or equal to  $a$ ).

- 4) Prove that the sequence  $\{Y_n\}$  converges in distribution towards a random variable  $Y$ , and find the distribution of  $Y$ .

HINT: It may be convenient to use the formula

$$\sum_{k=1}^n k^2 = \frac{1}{6} n(n+1)(2n+1).$$

- 1) Clearly,

$$P\{X_n = k\} = \frac{k}{\frac{1}{2}n(n+1)} = \frac{2k}{n(n+1)}, \quad k = 1, 2, \dots, n.$$

- 2) When we insert the result of (1), it follows by the definition,

$$E\{X_n\} = \sum_{k=1}^n k P\{X_n = k\} = \frac{2}{n(n+1)} \sum_{k=1}^n k^2 = \frac{2}{n(n+1)} \cdot \frac{n(n+1)(2n+1)}{6} = \frac{2n+1}{3}.$$

3) First note that

$$P\left\{Y_n = \frac{k}{n}\right\} = P\{X_n = k\} = \frac{2k}{n(n+1)}.$$

Thus the distribution function for  $Y_n$  is

$$F_n(y) = P\{Y_n \leq y\} = \sum_{k=1}^{[ny]} P\left\{Y_n = \frac{k}{n}\right\} = \sum_{k=1}^{[ny]} \frac{2k}{n(n+1)} = \frac{[ny]([ny] + 1)}{n(n+1)},$$

because  $\sum_{k=1}^m k = \frac{1}{2}m(m+1)$  for  $m \in \mathbb{N}$ .

4) It follows from

$$ny - 1 < [ny] \leq ny,$$

that

$$y - \frac{1}{n} < \frac{[ny]}{n} \leq y,$$

and we conclude that

$$\frac{[ny]}{n} \rightarrow y \quad \text{and} \quad \frac{[ny] + 1}{n + 1} \rightarrow y \quad \text{for } n \rightarrow \infty, \quad y \in [0, 1].$$

It follows that  $F_n(y) \rightarrow y^2$  for  $n \rightarrow \infty$  and  $y \in [0, 1]$ .

This means that  $(Y_n)$  converges in distribution towards a random variable  $Y$ , the distribution function of which is

$$F_Y(y) = \begin{cases} 0, & y < 0, \\ y^2, & 0 \leq y \leq 1, \\ 1, & y \geq 1. \end{cases}$$

The corresponding frequency is

$$f_Y(y) = \begin{cases} 2y, & 0 \leq y \leq 1, \\ 0, & \text{otherwise.} \end{cases}$$



**Example 8.4** Let  $X$  and  $Y$  be independent random variables, both rectangularly distributed over the interval  $]0, 1[$ .

1) Find the distribution function  $F(v)$  and the frequency  $f(v)$  of the random variable

$$V = \frac{Y}{X} + 1.$$

2) Check if the mean of  $V$  exists.

3) Prove that there exists a random variable  $U$ , such that

$$\lim_{n \rightarrow \infty} P \left\{ \sqrt[n]{V} \leq v \right\} = P\{U \leq v\} \quad \text{for all } v \neq 1.$$

1) It is obvious that the values of  $V$  lie in  $]1, \infty[$ . When  $v > 1$ , then

$$F(v) = P\{V \leq v\} = P \left\{ \frac{Y}{X} + 1 \leq v \right\} = P \left\{ \frac{Y}{X} \leq v - 1 \right\}.$$

The frequency of  $\frac{Y}{X}$  is given by

$$\begin{aligned} k(s) &= \int_0^1 f_X(sx) f_Y(x) x \, dx \\ &= \begin{cases} \int_0^1 1 \cdot 1 \cdot x \, dx = \frac{1}{2} & \text{for } 0 < s < 1, \\ \int_0^{\frac{1}{s}} 1 \cdot 1 \cdot x \, dx = \frac{1}{2s^2} & \text{for } s > 1, \end{cases} \end{aligned}$$

hence

$$\begin{aligned} F(v) &= P \left\{ \frac{Y}{X} \leq v - 1 \right\} \\ &= \int_0^{v-1} k(s) \, ds = \begin{cases} \frac{1}{2}(v-1), & 1 < v \leq 2, \\ \frac{1}{2} + \int_1^{v-1} \frac{ds}{2s^2} = \frac{1}{2} - \left[ \frac{1}{2s} \right]_1^{v-1} = 1 - \frac{1}{2(v-1)}, & v > 2, \end{cases} \end{aligned}$$

and we get by a differentiation,

$$f_V(v) = k(v-1) = \begin{cases} \frac{1}{2}, & \text{for } 1 < v \leq 2, \\ \frac{1}{2(v-1)^2}, & \text{for } v > 2. \end{cases}$$

2) The mean does not exist. In fact,

$$\int_1^\infty v f_V(v) \, dv = \int_1^2 \frac{v}{2} \, dv + \int_2^\infty \frac{v}{2(v-1)^2} \, dv = \infty.$$

3) To any  $v > 1$  there exists an  $N = N(v)$ , such that  $v^2 > 2$  for every  $n > N$ , and such that

$$P \left\{ \sqrt[n]{V} \leq v \right\} = P \{V \leq v^n\} = 1 - \frac{1}{2(v^2 - 1)} \quad \text{for } n > N.$$

Since  $V > 1$ , we have  $P \left\{ \sqrt[n]{V} \leq v \right\} = 0$  for  $v \leq 1$ . By taking the limit  $n \rightarrow \infty$  we get

$$\lim_{n \rightarrow \infty} P \left\{ \sqrt[n]{V} \leq v \right\} = \begin{cases} 1 & \text{for } v > 1, \\ 0 & \text{for } v \leq 1. \end{cases}$$

The right hand side is the distribution function of the causal random variable  $U$ , for which

$$P\{U = 1\} = 1.$$

Please click the advert

## Are you considering a European business degree?

**LEARN BUSINESS** at university level. We mix cases with cutting edge research working individually or in teams and everyone speaks English. Bring back valuable knowledge and experience to boost your career.

**MEET** a culture of new foods, music and traditions and a new way of studying business in a safe, clean environment – in the middle of Copenhagen, Denmark.

**ENGAGE** in extra-curricular activities such as case competitions, sports, etc. – make new friends among CBS' 18,000 students from more than 80 countries.







**Example 8.5** A 2-dimensional random variable  $(X, Y)$  has the frequency

$$h(x, y) = \begin{cases} x + y & \text{for } 0 \leq x \leq 1, \quad 0 \leq y \leq 1, \\ 0 & \text{otherwise.} \end{cases}$$

- 1) Find the frequencies of the random variables  $X$  and  $Y$ .
- 2) Find the means and the variances of the random variables  $X$  and  $Y$ .
- 3) Find the frequency of the random variable  $X + Y$ .
- 4) Find for every  $n \in \mathbb{N}$  the distribution function  $F_n(x)$  and the frequency  $f_n(x)$  of the random variable  $X^n$  and prove that for every  $\varepsilon > 0$ ,

$$P\{X^n > \varepsilon\} \rightarrow 0 \quad \text{for } n \rightarrow \infty.$$

- 1) If  $x \in [0, 1]$ , then

$$f_X(x) = \begin{cases} \int_0^1 (x + y) dy = x + \frac{1}{2}, & x \in [0, 1], \\ 0 & \text{otherwise.} \end{cases}$$

It follows by the symmetry,

$$f_Y(y) = \begin{cases} \int_0^1 (x + y) dx = y + \frac{1}{2}, & y \in [0, 1], \\ 0 & \text{otherwise.} \end{cases}$$

- 2) The means exist, and by the symmetry,

$$E\{X\} = E\{Y\} = \int_0^1 t \left( t + \frac{1}{2} \right) dt = \int_0^1 \left( t^2 + \frac{t}{2} \right) dt = \frac{1}{3} + \frac{1}{4} = \frac{7}{12}.$$

- 3) Since the values of  $X + Y$  lie in  $[0, 2]$ , the frequency is for  $s \in [0, 2]$  given by

$$g(s) = \int_0^1 h(x, s - x) dx.$$

The integrand is  $\neq 0$ , when  $0 \leq s - x \leq 1$ , so the domain of integration is determined by  $s - 1 \leq x \leq s$  and  $0 \leq 1$ , hence

$$g(s) = \begin{cases} \int_0^s s dx = s^2 & \text{for } s \in [0, 1], \\ \int_{s-1}^1 s dx = s(2 - s) = 1 - (s - 1)^2 & \text{for } s \in [1, 2]. \end{cases}$$

Summing up,

$$g(s) = \begin{cases} s^2 & \text{for } s \in [0, 1], \\ 1 - (s - 1)^2 & \text{for } s \in ]1, 2], \\ 0 & \text{otherwise.} \end{cases}$$

4) Since the values of  $X$  lie in  $[0, 1]$ , we get for  $x \in [0, 1]$  that

$$F_n(x) = P\{X^n \leq x\} = P\{X \leq \sqrt[n]{x}\} = \int_0^{\sqrt[n]{x}} \left(t + \frac{1}{2}\right) dt = \frac{1}{2} \left(\sqrt[n]{x^2} + \sqrt[n]{x}\right) = \frac{1}{2} \left\{x^{\frac{2}{n}} + x^{\frac{1}{n}}\right\},$$

and

$$f_n(x) = \frac{1}{2} \left\{ \frac{2}{n} x^{\frac{2}{n}-1} + \frac{1}{n} x^{\frac{1}{n}-1} \right\} = \begin{cases} \frac{1}{2nx} \left\{ 2\sqrt[n]{x^2} + \sqrt[n]{x} \right\} & \text{for } x \in [0, 1], \\ 0 & \text{otherwise.} \end{cases}$$

Finally,

$$P\{X^n > \varepsilon\} = 1 - P\{X^n \leq \varepsilon\} = 1 - \frac{1}{2} \left\{ \varepsilon^{\frac{2}{n}} + \varepsilon^{\frac{1}{n}} \right\} \rightarrow 1 - \frac{1}{2}(1+1) = 0 \quad \text{for } n \rightarrow \infty.$$

**Example 8.6** Given a sequence of random variables  $(X_n)_{n=1}^{\infty}$ , where  $X_n$  has the frequency

$$f_n(x) = \begin{cases} n(n+1)x^{n-1}(1-x), & x \in ]0, 1[, \\ 0, & \text{otherwise.} \end{cases}$$

1. Find the mean of  $X_n$ .

For every fixed  $n \in \mathbb{N}$  we define a random variable  $Y_n$  by

$$Y_n = (X_n)^n.$$

2. Find the distribution function  $G_n(y)$  and the frequency  $g_n(y)$  of  $Y_n$ .

3. Prove that the sequence  $(Y_n)_{n=1}^{\infty}$  converges in distribution towards a random variable  $Y$ .

4. Finally, find the frequency of  $Y$ .

We start by noting that for  $0 < x < 1$  the distribution function  $F(x)$  of  $X$  is given by

$$F(x) = \int_0^x f_n(t) dt = (n+1)x^n - nx^{n+1}.$$

1) The mean of  $X_n$  is

$$E\{X_n\} = \int_0^1 x f_n(x) dx = n(n+1) \int_0^1 (x^n - x^{n+1}) dx = n(n+1) \left( \frac{1}{n+1} - \frac{1}{n+2} \right) = \frac{n}{n+2}.$$

2) The distribution function of  $Y_n = X_n^n$  for  $0 < y < 1$  is given by

$$G_n(y) = P\{Y_n = X_n^n \leq y\} = P\left\{X_n \leq y^{\frac{1}{n}}\right\} = (n+1)y - ny^{1+\frac{1}{n}},$$

thus

$$G_n(y) = \begin{cases} 0, & \text{for } y \leq 0, \\ (n+1)y - ny^{1+\frac{1}{n}}, & \text{for } 0 < y < 1, \\ 1, & \text{for } y \geq 1, \end{cases}$$

and hence by differentiation,

$$g_n(y) = \begin{cases} (n+1)\left(1 - y^{\frac{1}{n}}\right) & \text{for } 0 < y < 1, \\ 0 & \text{otherwise.} \end{cases}$$

3) According to l'Hospital's theorem,

$$\lim_{x \rightarrow 0} \frac{1 - y^x}{x} = \lim_{x \rightarrow 0} \frac{-\ln y \cdot y^x}{1} = -\ln y.$$

Put  $x = \frac{1}{n}$ . Then by insertion and by taking the limit,

$$\lim_{n \rightarrow \infty} n \left(1 - y^{\frac{1}{n}}\right) = \lim_{n \rightarrow \infty} \frac{1 - y^{\frac{1}{n}}}{\frac{1}{n}} = -\ln y.$$

Then finally for  $y \in ]0, 1[$ ,

$$G_n(y) = y + ny \left(1 - y^{\frac{1}{n}}\right) \rightarrow y - y \ln y \quad \text{for } n \rightarrow \infty.$$

Consequently,  $(Y_n)$  converges in distribution towards a random variable  $Y$  of the distribution function

$$G(y) = \begin{cases} 0, & \text{for } y \leq 0, \\ y - y \ln y, & \text{for } 0 < y < 1, \\ 1, & \text{for } y \geq 1. \end{cases}$$

4) The frequency of  $Y$  is derived by differentiation,  $g(y) = G'(y)$ , thus

$$g(y) = \begin{cases} -\ln y, & \text{for } 0 < y < 1, \\ 0, & \text{otherwise.} \end{cases}$$

**Example 8.7** We define a sequence of random variables  $(X_n)_{n=1}^{\infty}$  by assuming that  $X_n$  has the distribution function

$$F_n(x) = \begin{cases} 0, & x < 0, \\ x^n, & x \in [0, 1], \\ 1, & x > 1. \end{cases}$$

- 1) Find the frequency  $f_n(x)$  of  $X_n$  and find the mean and the variance of  $X_n$ .
- 2) Prove that the sequence  $(X_n)$  converges in distribution towards a random variable  $X$ , and find the distribution of  $X$ .
- 3) Prove that

$$E\{X_n\} \rightarrow E\{X\} \quad \text{and} \quad V\{X_n\} \rightarrow V\{X\} \quad \text{for } n \rightarrow \infty.$$

- 4) Assuming that the variables  $X_2$  and  $X_3$  above are independent, find the frequency of the random variable

$$Z = X_2 + X_3.$$

- 1) The frequency of  $X_n$  is obtained from  $F_n(x)$  by differentiation

$$f_n(x) = \begin{cases} n x^{n-1} & \text{for } x \in ]0, 1[, \\ 0 & \text{otherwise.} \end{cases}$$

The mean is

$$E\{X_n\} = \int_0^1 n x^n dx = \frac{n}{n+1}.$$

From

$$E\{X_n^2\} = \int_0^1 n x^{n+1} dx = \frac{n}{n+2},$$

we get the variance

$$\begin{aligned} V\{X_n\} &= E\{X_n^2\} - (E\{X_n\})^2 = \frac{n}{n+2} - \left(\frac{n}{n+1}\right)^2 \\ &= \frac{n}{(n+2)(n+1)^2} \{(n+1)^2 - n(n+2)\} = \frac{n}{(n+2)(n+1)^2}. \end{aligned}$$

- 2) Trivially,

$$F(x) = \lim_{n \rightarrow \infty} F_n(x) = \begin{cases} 0 & \text{for } x < 1, \\ 1 & \text{for } x > 1, \end{cases}$$

and  $F(x)$  is the distribution function of the causal random variable  $X$ , which is given by

$$P\{X = 1\} = 1.$$

3) We have for the causal distribution  $X$  that  $E\{X\} = 1$  and  $V\{X\} = 0$ , and

$$\lim_{n \rightarrow \infty} E\{X_n\} = \lim_{n \rightarrow \infty} \frac{n}{n+1} = 1 = E\{X\},$$

and

$$\lim_{n \rightarrow \infty} V\{X_n\} = \lim_{n \rightarrow \infty} \frac{n}{(n+2)(n+1)^2} = 0 = V\{X\}.$$

4) The values of  $Z = X_2 + X_3$  clearly lies in  $]0, 2[$ . If  $s \in ]0, 2[$ , then the frequency of  $Z$  is given by the convolution integral

$$g(s) = \int_0^1 f_2(x) f_3(s-x) dx.$$

The integrand is  $\neq 0$  for  $0 < x < 1$  and  $0 < s-x < 1$ , thus  $s-1 < x < s$ . Then we must split the investigation into two cases.

a) If  $s \in ]0, 1[$ , then

$$\begin{aligned} g(s) &= \int_0^s 2x \cdot 32(s-x)^2 dx = 6 \int_0^s (s-t)t^2 dt = 6 \int_0^s (st^2 - t^3) dt = 6 \left[ \frac{1}{3} st^3 - \frac{1}{4} t^4 \right]_0^s \\ &= 6 \left\{ \frac{1}{3} - \frac{1}{4} \right\} s^4 = \frac{1}{2} s^4. \end{aligned}$$

Please click the advert



## The financial industry needs a strong software platform

That's why we need you

SimCorp is a leading provider of software solutions for the financial industry. We work together to reach a common goal: to help our clients succeed by providing a strong, scalable IT platform that enables growth, while mitigating risk and reducing cost. At SimCorp, we value commitment and enable you to make the most of your ambitions and potential.

Are you among the best qualified in finance, economics, IT or mathematics?

Find your next challenge at  
[www.simcorp.com/careers](http://www.simcorp.com/careers)



[www.simcorp.com](http://www.simcorp.com)

MITIGATE RISK | REDUCE COST | ENABLE GROWTH

b) If  $s \in ]1, 2[$ , then we get instead

$$\begin{aligned}
 g(s) &= \int_{s-1}^1 2x \cdot 3(s-x)^2 dx = 6 \int_{s-1}^1 (s-t)t^2 dt = 6 \left[ \frac{1}{3} st^3 - \frac{1}{4} t^4 \right]_{s-1}^1 \\
 &= 6 \left( \frac{1}{3} s - \frac{1}{4} - \frac{1}{3} s(s-1)^3 + \frac{1}{4} (s-1)^4 \right) = 6 \left( \frac{1}{3} s - \frac{1}{4} - (s-1)^3 \left( \frac{1}{3} s - \frac{1}{4} (s-1) \right) \right) \\
 &= 6 \left( \frac{1}{3} s - \frac{1}{4} - (s-1)^3 \left( \frac{1}{12} s + \frac{1}{4} \right) \right) = \frac{6}{12} (4s - 3 - (s+3)(s-1)^3) \\
 &= \frac{1}{2} (4s - 3 - \{s^3 - 3s^2 + 3s - 1\} \{s+3\}) \\
 &= \frac{1}{2} (4s - 3 - (s^4 + 3s^3 - 3s^3 - 9s^2 + 3s^2 + 9s - s - 3)) \\
 &= \frac{1}{2} (4s - 3 - s^4 + 6s^2 - 8s + 3) = -\frac{1}{2} s^4 + 3s^2 - 2s.
 \end{aligned}$$

Summing up,

$$g(s) = \begin{cases} \frac{1}{2} s^4 & \text{for } s \in ]0, 1], \\ -\frac{1}{2} s^4 + 3s^2 - 2s & \text{for } s \in ]1, 2], \\ 0 & \text{otherwise.} \end{cases}$$



**Example 8.8** Three random variables  $X_1, X_2, X_3$  are assumed to be independent, and the distribution function for each of them is given by

$$(3) F(x) = \begin{cases} 0, & x < 0, \\ 1 - e^{-x}, & x \geq 0. \end{cases}$$

We define the random variable  $U$  by  $U = \max\{X_1, X_2, X_3\}$ .

1. Find the distribution of  $U$ .

2. Find the mean of  $U$ .

Let  $(X_n)_{n=1}^{\infty}$  denote a sequence of independent random variables, each of them given the distribution function  $F(x)$  as in (3).

3. Let the random variables  $Y_n$  and  $Z_n$  for  $n \in \mathbb{N}$  be given by

$$Y_n = \max\{X_1, X_2, \dots, X_n\} \quad \text{and} \quad Z_n = Y_n - \ln n.$$

Prove that the sequence  $(Z_n)$  converges in distribution towards a random variable  $Z$  of the distribution function

$$F_Z(z) = \exp(-e^{-z}), \quad z \in \mathbb{R}.$$

1) Since  $X_1, X_2, X_3$  are independent, the distribution function of  $U = \max\{X_1, X_2, X_3\}$  is given by

$$G(u) = P\{X_1 \leq u, X_2 \leq u, X_3 \leq u\} = P\{X_1 \leq u\} \cdot P\{X_2 \leq u\} \cdot P\{X_3 \leq u\} = \{F(u)\}^3,$$

i.e.

$$G(u) = \begin{cases} 0, & u \leq 0, \\ (1 - e^{-u})^3, & u > 0. \end{cases}$$

The corresponding frequency is

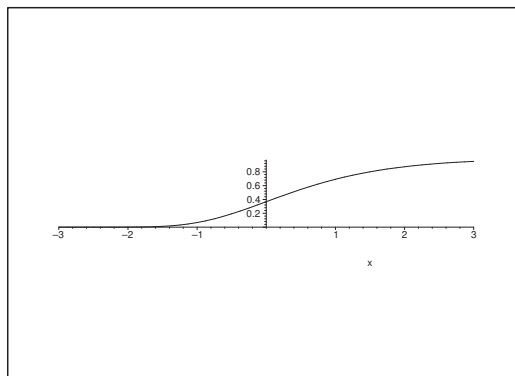
$$g(u) = \begin{cases} 0, & u \leq 0, \\ 3(1 - e^{-u})^2 \cdot e^{-u} \quad [= 3(e^{-3u} - 2e^{-2u} + e^{-u})], & u > 0. \end{cases}$$

2) The mean is

$$\begin{aligned} E\{U\} &= \int_0^{\infty} u g(u) du = 3 \int_0^{\infty} u (e^{-3u} - 2e^{-2u} + e^{-u}) du \\ &= 3 \left\{ \frac{1}{9} \int_0^{\infty} t e^{-t} dt - \frac{2}{4} \int_0^{\infty} t e^{-t} dt + \int_0^{\infty} t e^{-t} dt \right\} = 3 \left\{ \frac{1}{9} - \frac{1}{2} + 1 \right\} = \frac{11}{6}. \end{aligned}$$

ALTERNATIVELY,

$$E\{U\} = \int_0^{\infty} \{1 - G(u)\} du = \int_0^{\infty} \{e^{-3u} - 3e^{-2u} + 3e^{-u}\} du = \frac{1}{3} - \frac{3}{2} + 3 = \frac{11}{6}.$$

Figure 19: The graph of  $F_Z(z) = \exp(-e^{-z})$ .

3) When (1) is generalized we get

$$P\{Y_n \leq y\} = F(y)^n,$$

hence

$$P\{Z_n \leq z\} = P\{Y_n \leq z + \ln n\} = (F(z + \ln n))^n,$$

and whence

$$F_{Z_n}(z) = P\{Z_n \leq z\} = \begin{cases} 0, & z \leq -\ln n, \\ (1 - e^{-(z+\ln n)})^n = \left(1 - \frac{1}{n} e^{-z}\right)^n & z > -\ln n. \end{cases}$$

Then for every fixed  $z$ ,

$$\lim_{n \rightarrow \infty} P\{Z_n \leq z\} = \lim_{n \rightarrow \infty} \left(1 - \frac{1}{n} e^{-z}\right)^n = \exp(-e^{-z}),$$

proving that the sequence  $(Z_n)$  converges in distribution towards a random variable  $Z$  of the distribution function

$$F_Z(z) = \exp(-e^{-z}), \quad z \in \mathbb{R}.$$

**Remark 8.1** We have above tacitly applied the well-known result

$$\lim_{n \rightarrow \infty} \left(1 + \frac{a}{n}\right)^n = e^a \quad \text{for } a \in \mathbb{R}, \quad \diamond$$

It is easily seen that  $F_Z(z) = \exp(-e^{-z})$  is increasing and continuous and

$$\lim_{z \rightarrow -\infty} F_Z(z) = 0 \quad \text{and} \quad \lim_{z \rightarrow \infty} F_Z(z) = 1,$$

so  $F_Z(z)$  is indeed a distribution function of a random variable  $Z$ .  $\diamond$

**Example 8.9** Let  $X_1, X_2, \dots$  be independent random variables, all Cauchy distributed of the frequency

$$f(x) = \frac{1}{\pi(1+x^2)}, \quad x \in \mathbb{R}.$$

Let

$$Y_n = \max\{X_1, X_2, \dots, X_n\}, \quad Z_n = \frac{1}{n} Y_n, \quad n \in \mathbb{N}.$$

- 1) Find the distribution function  $G_n(z)$  of the random variable  $Z_n$ .
- 2) Prove that  $(Z_n)$  converges in distribution towards a random variable  $Z$ , and find the distribution function and the frequency of  $Z$ .

HINT: It may be convenient to use the formula

$$\operatorname{Arctan} x + \operatorname{Arctan} \frac{1}{x} = \frac{\pi}{2} \cdot \frac{x}{|x|}, \quad x \neq 0.$$

- 1) The distribution function for each  $X_i$  is given by

$$F(x) = \frac{1}{\pi} \int_{-\infty}^x \frac{dt}{1+t^2} = \frac{1}{\pi} [\operatorname{Arctan} t]_{-\infty}^x = \frac{1}{\pi} \operatorname{Arctan} x + \frac{1}{2}, \quad x \in \mathbb{R}.$$

Thus

$$\begin{aligned} G_n(z) &= P\left\{\frac{1}{n} Y_n \leq z\right\} = P\{Y_n \leq nz\} = P\{\max\{X_1, \dots, X_n\} \leq nz\} \\ &= (P\{X_1 \leq nz\})^n = \left(\frac{1}{2} + \frac{1}{\pi} \operatorname{Arctan} nz\right)^n \quad (> 0). \end{aligned}$$

- 2) If  $z \leq 0$ , then  $\operatorname{Arctan} nz \leq 0$ , hence

$$G_n(z) = \left(\frac{1}{2} + \frac{1}{\pi} \operatorname{Arctan} nz\right) \leq \frac{1}{2^n} \rightarrow 0 \quad \text{for } n \rightarrow \infty.$$

If  $z > 0$ , then we use

$$\frac{1}{\pi} \operatorname{Arctan}(nz) = \frac{1}{2} - \frac{1}{\pi} \operatorname{Arctan} \frac{1}{nz},$$

to conclude that

$$G_n(z) = \left(1 - \frac{1}{\pi} \operatorname{Arctan} \frac{1}{nz}\right)^n,$$

and

$$\begin{aligned} \ln G_n(z) &= n \ln \left\{1 - \frac{1}{\pi} \operatorname{Arctan} \frac{1}{nz}\right\} = n \left\{-\frac{1}{\pi} \operatorname{Arctan} \frac{1}{nz} - \frac{1}{nz} \varepsilon\left(\frac{1}{nz}\right)\right\} \\ &= -\frac{n}{\pi} \left\{\frac{1}{nz} + \frac{1}{nz} \varepsilon\left(\frac{1}{nz}\right)\right\} = -\frac{1}{\pi z} - \frac{1}{\pi z} \varepsilon\left(\frac{1}{nz}\right) \rightarrow -\frac{1}{\pi z} \quad \text{for } n \rightarrow \infty. \end{aligned}$$

The distribution function is

$$G(z) = \begin{cases} \exp\left(-\frac{1}{\pi z}\right) & \text{for } z > 0, \\ 0 & \text{for } z \leq 0, \end{cases}$$

and the frequency is

$$g(z) = \begin{cases} \frac{1}{\pi z^2} \exp\left(-\frac{1}{\pi z}\right) & \text{for } z > 0, \\ 0 & \text{for } z \leq 0. \end{cases}$$

Please click the advert

What do you want to do?

No matter what you want out of your future career, an employer with a broad range of operations in a load of countries will always be the ticket. Working within the Volvo Group means more than 100,000 friends and colleagues in more than 185 countries all over the world. We offer graduates great career opportunities – check out the Career section at our web site [www.volvogroup.com](http://www.volvogroup.com). We look forward to getting to know you!

**VOLVO**  
AB Volvo (publ)  
[www.volvogroup.com](http://www.volvogroup.com)

VOLVO TRUCKS | RENAULT TRUCKS | MACK TRUCKS | VOLVO BUSES | VOLVO CONSTRUCTION EQUIPMENT | VOLVO PENTA | VOLVO AERO | VOLVO IT  
VOLVO FINANCIAL SERVICES | VOLVO 3P | VOLVO POWERTRAIN | VOLVO PARTS | VOLVO TECHNOLOGY | VOLVO LOGISTICS | BUSINESS AREA ASIA

Download free ebooks at [bookboon.com](http://bookboon.com)

**Example 8.10** Let  $X$  and  $Y$  be independent random variables, where  $X$  is exponentially distributed of the frequency

$$f_X(x) = \begin{cases} 2e^{-2x} & \text{for } x \geq 0, \\ 0 & \text{for } x < 0, \end{cases}$$

and  $Y$  is rectangularly distributed over the interval  $]0, 3[$ .

- 1) Find the mean and the variance for each of the three random variables  $X$ ,  $Y$  and  $Z = X + Y$ .
- 2) Find the frequency of the random variable  $Z$ .
- 3) Now assume that  $X$  and  $Y_n$  are independent random variables, where  $X$  has the same distribution as above, while  $Y_n$  is rectangularly distributed over the interval  $]0, \frac{1}{n}[$ ,  $n \in \mathbb{N}$ . Find for  $z > \frac{1}{n}$ , the distribution function  $F_n(z)$  of the random variable  $Z_n = X + Y_n$ .
- 4) Find  $\lim_{n \rightarrow \infty} F_n(z)$  for every  $z \in \mathbb{R}$ .

1) Clearly,

$$E\{X\} = \int_0^{\infty} x \cdot 2e^{-2x} dx = \frac{1}{2} \int_0^{\infty} t e^{-t} dt = \frac{1}{2},$$

and since

$$E\{X^2\} = \int_0^{\infty} x^2 \cdot 2e^{-2x} dx = \frac{1}{4} \int_0^{\infty} t^2 e^{-t} dt = \frac{1}{4} \cdot 2! = \frac{1}{2},$$

it follows that

$$V\{X\} = E\{X^2\} - (E\{X\})^2 = \frac{1}{2} - \frac{1}{4} = \frac{1}{4}.$$

It follows from

$$f_Y(y) = \begin{cases} \frac{1}{3} & \text{for } x \in ]0, 3[, \\ 0 & \text{otherwise,} \end{cases}$$

that

$$E\{Y\} = \frac{1}{3} \int_0^3 y dy = \frac{1}{3} \left[ \frac{y^2}{2} \right]_0^3 = \frac{1}{3} \cdot \frac{9}{2} = \frac{3}{2},$$

and

$$E\{Y^2\} = \frac{1}{3} \int_0^3 y^2 dy = \frac{1}{3} \left[ \frac{y^3}{3} \right]_0^3 = 3,$$

hence

$$V\{Y\} = E\{Y^2\} - (E\{Y\})^2 = 3 - \frac{9}{4} = \frac{3}{4}.$$

**Remark 8.2** All results above are of course well-known, so the computations are strictly speaking not necessary. They are given here for completeness.  $\diamond$

Finally,

$$E\{Z\} = E\{X + Y\} = E\{X\} + E\{Y\} = \frac{1}{2} + \frac{3}{2} = 2,$$

and

$$V\{Z\} = V\{X\} + V\{Y\} = \frac{1}{4} + \frac{3}{4} = 1.$$

2) The frequency of  $Z$  is 0 for  $z \leq 0$ . When  $z > 0$ , then

$$f_Z(z) = \int_0^\infty f_X(t) g_Y(z-t) dt.$$

The integrand is  $\neq 0$ , when  $t > 0$  and  $z-t \in ]0, 3[$ , i.e. when  $t \in ]z-3, z[$ .

a) If  $z \in ]0, 3[$ , then  $z-3 < 0$ , hence

$$f_Z(z) = \int_0^z 2e^{-2t} \cdot \frac{1}{3} dt = \frac{1}{3} [-e^{-2t}]_0^z = \frac{1}{3} (1 - e^{-2z}).$$

b) If  $z \geq 3$ , then

$$f_Z(z) = \int_{z-3}^z 2e^{-2t} \cdot \frac{1}{3} dt = \frac{1}{3} [-e^{-1t}]_{z-3}^z = \frac{1}{3} (e^6 - 1) e^{-2z}.$$

Summing up,

$$f_Z(z) = \begin{cases} 0 & \text{for } z \leq 0, \\ \frac{1}{3} (1 - e^{-2z}) & \text{for } 0 < z < 3, \\ \frac{1}{3} (e^6 - 1) e^{-2z} & \text{for } z \geq 3. \end{cases}$$

3) The frequency of  $Y_n$  is

$$f_{Y_n}(y) = \begin{cases} n & \text{for } y \in \left]0, \frac{1}{n}\right[, \\ 0 & \text{otherwise.} \end{cases}$$

If  $z > \frac{1}{n}$ , then the frequency of  $Z_n$  is given by

$$f_n(z) = \int_0^\infty f_X(t) f_{Y_n}(z-t) dt = \int_{z-\frac{1}{n}}^z 2e^{-2t} n dt = n [-e^{-2t}]_{z-\frac{1}{n}}^z = n \left\{ e^{\frac{2}{n}} - 1 \right\} e^{-2z}.$$

We conclude for  $z > \frac{1}{n}$  that the distribution function is

$$\begin{aligned} F_n(z) &= \int_{-\infty}^z f_{Z_n}(t) dt = 1 - \int_z^{\infty} f_{Z_n}(t) dt = 1 - n \left\{ e^{\frac{z}{n}} - 1 \right\} \int_z^{\infty} e^{-2t} dt \\ &= 1 - n \left\{ e^{\frac{z}{n}} - 1 \right\} \left[ -\frac{1}{2} e^{-2t} \right]_z^{\infty} = 1 - \frac{n}{2} \left\{ e^{\frac{z}{n}} - 1 \right\} e^{-2z}. \end{aligned}$$

4) If  $z < 0$ , then  $F_n(z) = 0$ , hence  $\lim_{n \rightarrow \infty} F_n(z) = 0$ .

If  $z > 0$ , then there exists an  $N$ , such that  $z > \frac{1}{n}$  for every  $n \geq N$ , so

$$\begin{aligned} \lim_{n \rightarrow \infty} F_n(z) &= \lim_{n \rightarrow \infty} \left\{ 1 - \frac{n}{2} \left( e^{\frac{z}{n}} - 1 \right) e^{-2z} \right\} = 1 - e^{-2z} \lim_{t \rightarrow \infty} \frac{n}{2} \left( e^{\frac{z}{n}} - 1 \right) \\ &= 1 - e^{-2z} \lim_{n \rightarrow \infty} \left\{ \frac{n}{2} \left( 1 + \frac{z}{n} + \frac{z^2}{2n^2} + \dots \right) - 1 \right\} = 1 - e^{-2z} = F_X(z). \end{aligned}$$

**Example 8.11** Let  $X_n$ ,  $n \in \mathbb{N}$ , and  $X$  be random variables, and let  $a_n$ ,  $n \in \mathbb{N}$ , and  $a$  be positive numbers. Prove that if the sequence  $(X_n)$  converges in distribution towards  $X$ , and the sequence  $(a_n)$  converges towards  $a$ , then the sequence  $(a_n X_n)$  converges in distribution towards  $aX$ .

Let  $F_n(x)$  be the distribution functions of  $X_n$  and  $F(x)$  the distribution function of  $X$ . Let  $G_n(y)$  be the distribution functions of  $Y_n = a_n X_n$ , and  $G(y)$  the distribution function of  $Y = aX$ .

The assumptions are that  $a_n > 0$  and  $a > 0$ , and

$$\lim_{n \rightarrow \infty} F_n(x) = F(x) \quad \text{and} \quad \lim_{n \rightarrow \infty} a_n = a.$$

We prove that at any point of continuity  $y$ ,

$$\lim_{n \rightarrow \infty} G_n(y) = G(y).$$

First rewrite in the following way,

$$\begin{aligned} G_n(y) &= P\{Y_n \leq y\} = P\{a_n X_n \leq y\} = P\left\{X_n \leq \frac{y}{a_n}\right\} = F_n\left(\frac{y}{a_n}\right) \\ &= F\left(\frac{y}{a}\right) + \left\{F_n\left(\frac{y}{a_n}\right) - F\left(\frac{y}{a_n}\right)\right\} + \left\{F\left(\frac{y}{a_n}\right) - F\left(\frac{y}{a}\right)\right\} \\ &= P\left\{X \leq \frac{y}{a}\right\} + \left\{F_n\left(\frac{y}{a_n}\right) - F\left(\frac{y}{a_n}\right)\right\} + \left\{F\left(\frac{y}{a_n}\right) - F\left(\frac{y}{a}\right)\right\} \\ &= P\{Y \leq y\} + \left\{F_n\left(\frac{y}{a_n}\right) - F\left(\frac{y}{a_n}\right)\right\} + \left\{F\left(\frac{y}{a_n}\right) - F\left(\frac{y}{a}\right)\right\}, \end{aligned}$$

thus

$$|G_n(y) - G(y)| \leq \left| F_n\left(\frac{y}{a_n}\right) - F\left(\frac{y}{a_n}\right) \right| + \left| F\left(\frac{y}{a_n}\right) - F\left(\frac{y}{a}\right) \right|.$$

If  $\frac{y}{a}$  is a point of continuity of  $F$ , then the right hand side will converge towards 0 for  $n \rightarrow \infty$ , and the claim is proved.

ALTERNATIVELY we know that at the points of continuity  $x \in \mathbb{R}$  of  $F(x)$  we have the limit

$$\lim_{n \rightarrow \infty} P\{X_n \leq x\} = P\{X \leq x\} = F(x).$$

Let  $a_n$  and  $a$  be positive numbers, where  $a_n \rightarrow a$ , and let  $\frac{x}{a}$  be a point of continuity of  $F(x)$ . Then

$$P\{a_n X_n \leq x\} = P\left\{X_n \leq \frac{x}{a_n}\right\}.$$

Choose any  $\varepsilon > 0$ . If  $n \geq n(x, \varepsilon)$ , then

$$P\left\{X_n \leq \frac{x - \varepsilon}{a}\right\} \leq P\left\{X_n \leq \frac{x}{a_n}\right\} \leq P\left\{X_n \leq \frac{x + \varepsilon}{a}\right\}.$$

Then restrict  $\varepsilon > 0$ , such that also  $\frac{x - \varepsilon}{a}$  and  $\frac{x + \varepsilon}{a}$  are points of continuity of  $F$ . (Here we exploit that since  $F$  is weakly monotonous,  $F$  has at most a countably many points of discontinuity, so this can always be obtained for  $\varepsilon$  “as small as we want it”). Letting  $n \rightarrow \infty$ , we get

$$P\left\{X \leq \frac{x - \varepsilon}{a}\right\} \leq \liminf_{n \rightarrow \infty} P\left\{X_n \leq \frac{x}{a_n}\right\} \leq \limsup_{n \rightarrow \infty} P\left\{X_n \leq \frac{x}{a_n}\right\} \leq P\left\{X \leq \frac{x + \varepsilon}{a}\right\}.$$

If  $\varepsilon \rightarrow 0$ , then two of the terms will both tend towards

$$P\left\{X \leq \frac{x}{a}\right\} = P\{aX \leq x\},$$

and we have proved that

$$\lim_{n \rightarrow \infty} P\{a_n X_n \leq x\} = \lim_{n \rightarrow \infty} P\left\{X_n \leq \frac{x}{a_n}\right\} = P\{aX \leq x\}.$$



## Index

- 2-dimensional random variable, 5
- almost everywhere, 7
- Bernoulli distribution, 84
- Cauchy-Schwarz inequality, 70
- causal distribution, 4
- Čebyšev's inequality, 13
- conditional distribution, 11, 58
- conditional distribution function, 11
- conditional probability, 11
- continuous distribution, 5, 6
- continuous random variable, 5, 6
- convergence i probability, 89
- convergence in distribution, 16, 89
- convergence in probability, 16
- correlation, 15
- correlation coefficient, 72
- covariance, 15
  
- discrete distribution, 4, 6
- discrete random variable, 4, 6
- distribution function, 4
  
- expectation, 11
- exponential distribution, 107
  
- frequency, 5, 6
  
- Helly-Bray's lemma, 16
  
- independent random variables, 7
  
- Jacobian, 10, 32
  
- law of total probability, 11
  
- marginal distribution, 5
- marginal frequency, 6
- maximum, 18, 76
- mean, 11
- median, 4
- minimum, 18, 76
- moment, 12
  
- null-set, 7
  
- probability field, 4
  
- quantile, 4
  
- random variable, 4
- rectangular distribution, 19, 72, 95, 107
  
- simultaneous distribution, 5
- simultaneous distribution function, 6
  
- transformation formula, 32
- transformation theorem, 8
  
- weak law of large numbers, 16
- width of variation, 21