



Play Guitar Now

Online Guitar Lessons

Ultimate Guitar Chord Book


A reformatted version of the
THE ULTIMATE GUITAR CHORD CHART II
by Phillip J. Falcoline


*This book may be copied and freely distributed
per the original author's instructions*


PlayGuitarNow.com


The periods after a chord name mean that the chord is a duplicate or alternate formation.

































































































Ab 	Ab+ 	Ab/A. 	Ab/F. 	Ab/F.. 	Ab/Gb. 	Ab/Gb.. 	Ab11
Ab4 	Ab5. 	Ab6. 	Ab6.. 	Ab7 	Ab7.. 	Abdim 	Abdim/E.
Abdim/E.. 	Abdim/E... 	Abdim/Eb.. 	Abdim/F. 	Abdim/F.. 	Abdim/F... 	Abdim7. 	Abdim7..
Abdim7... 	Absus 	Absus. 	Absus2/F. 	Absus4 	Abm 	Abm/D. 	Abm/E.
Abm/E.. 	Abm/E... 	Abm/Gb... 	Abm7 	Abm7.. 	Abmaj 	Abmaj7 	Abmin
Ab#5. 	A 	A+ 	A.. 	A... 	A.... 	A/Ab. 	A/B.
A/B.. 	A/D 	A/D.... 	A/D..... 	A/D..... 	A/F# 	A/G# 	A/G.
A/G.. 	A/G... 	A/Gb. 	A/Gb... 	A/Gb.... 	A/Gb..... 	A/Gb..... 	A11
A13 	A4 	A5. 	A5.. 	A5... 	A6 	A6.. 	A6...
A6.... 	A6..... 	A6/7. 	A6/7sus. 	A6/7sus.. 	A7 	A7(#5). 	A7(9+)
A7+ 	A7.. 	A7... 	A7/add11. 	A7sus4 	A7sus4.. 	A7sus4... 	













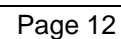
Dbaug/D.	Dbaug/G.	Dbdim	Dbdim/A.	Dbdim/A..	Dbdim/A...	Dbdim/B.	Dbdim/Bb.
							
Dbdim/Bb..	Dbdim/D.	Dbdim/D..	Dbdim7.	Dbdim7..	4 Dbsus	4 Dbsus2.	4 Dbsus4
							
4 Dbsus4/Bb.	Dbm	4 Dbm.	4 Dbm...	Dbm/A.	Dbm/B.	4 Dbm/B..	Dbm7
							
Dbm7(b5).	Dbm7.	4 Dbm7..	Dbmaj	Dbmaj7	Dbmaj7.	4 Dbmaj7..	Dbmin
							
Db#5.	Db#5..	D	D(add9)	D+	2 D.	D..	D....
							
5 D.....	D/A	D/B	2 D/B.	D/B..	D/B...	D/B....	D/B.....
							
D/C	D/C#	D/C.	D/Db.	7 D/E	D/E.	D/E..	D/E...
							
D/E....	D/E.....	2 D/E.....	7 D/E.....	D/G	3 D/G.	D/G..	D11
							
D4	5 D5.	2 D5..	7 D5/E	D6	D6.	D6..	D6...
							
D6/add9.	D6/add9..	D7	4 D7#9	4 D7(#9)	D7..	5 D7...	D7sus2
							
D7sus4	D7sus4.	10 D9	D9(#5).	10 D9(add6)	D9.	D9..	5 D9...
							
10 D9add6	Dadd9	Dadd9.	2 Dadd9..	7 Dadd9...	Dadd9.	Dadd9..	Dadd9...
							

















Chords in the key of:-

Ab or G#	Ab Bbm Cm Db Eb Fm Gdim
A	A Bm Dbm D E Gbm Abdim
Bb or A#	Bb Cm Dm Eb F Gm Adim
B	B Dbm Ebm E Gb Abm Bbdim
C	C Dm Em F G Am Bdim
Db or C#	Db Ebm Fm Gb Ab Bbm Cdim
D	D Em Gbm G A Bm Dbdim
Eb or D#	Eb Fm Gm Ab Bb Cm Ddim
E	E Gbm Abm A B Dbm Ebdim
F	F Gm Am Bb C Dm Edim
Gb or F#	Gb Abm Bbm B Db Ebm Fdim
G	G Am Bm C D Em Gbdim

<code>_aug</code>	<code>=</code>	<code>_#5</code>	(Augmented triad)
<code>_(no 3rd)</code>	<code>=</code>	<code>_5</code>	(Root and 5th - Power chord)
<code>_6/7sus4</code>	<code>=</code>	<code>_6/7sus</code>	(Sus4 triad plus 6th, minor 7th)
<code>_dom7</code>	<code>=</code>	<code>_7</code>	(Major triad, minor 7th)
<code>_7/add11</code>	<code>=</code>	<code>_7/11</code>	(Minor triad, minor 7th, plus 11th)
<code>_2</code>	<code>=</code>	<code>_add9</code>	(Major triad, plus 9th)
<code>_sus</code>	<code>=</code>	<code>_sus4</code>	(No 3rd but a 4th from a major triad)
<code>_#7</code>	<code>=</code>	<code>_maj7</code>	(Major triad, major 7th)
<code>_sus2</code>	<code>=</code>	<code>_add9(no 3rd)</code>	(No 3rd but a 2th from a major triad)
<code>_6/9</code>	<code>=</code>	<code>_6/add9</code>	(Major triad plus 6th and 9th)
<code>_9(#7)</code>	<code>=</code>	<code>_maj9</code>	(Major triad, major 9th plus 7th)
<code>_o7</code>	<code>=</code>	<code>_m7(b5)</code>	(Diminished triad, minor 7th : half-diminished)
<code>_dom9</code>	<code>=</code>	<code>_9</code>	(Major triad, minor 7th plus 9th)

C/D is an C chord with a D bass note (xx0010).

A/B is an A chord with a B bass note (x22220).

G/D is an G chord with a D bass note (xx0003). And so on.

If you are playing in a band with a bass player you don't need to play the bass note, just play it as a normal chord (eg. C/D = C and so on).