

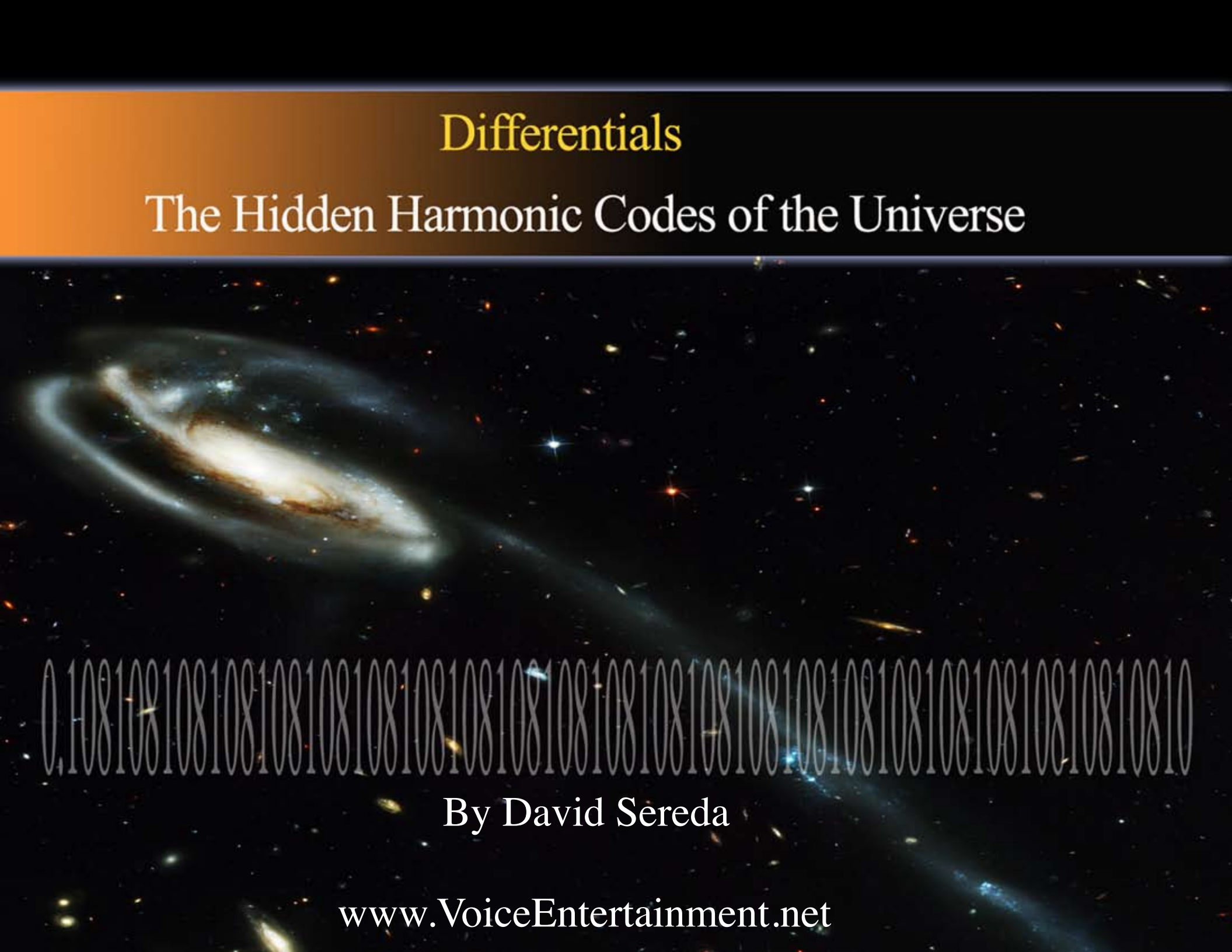


Differentials

The Hidden Harmonic Codes of the Universe

By David Sereda

www.VoiceEntertainment.net

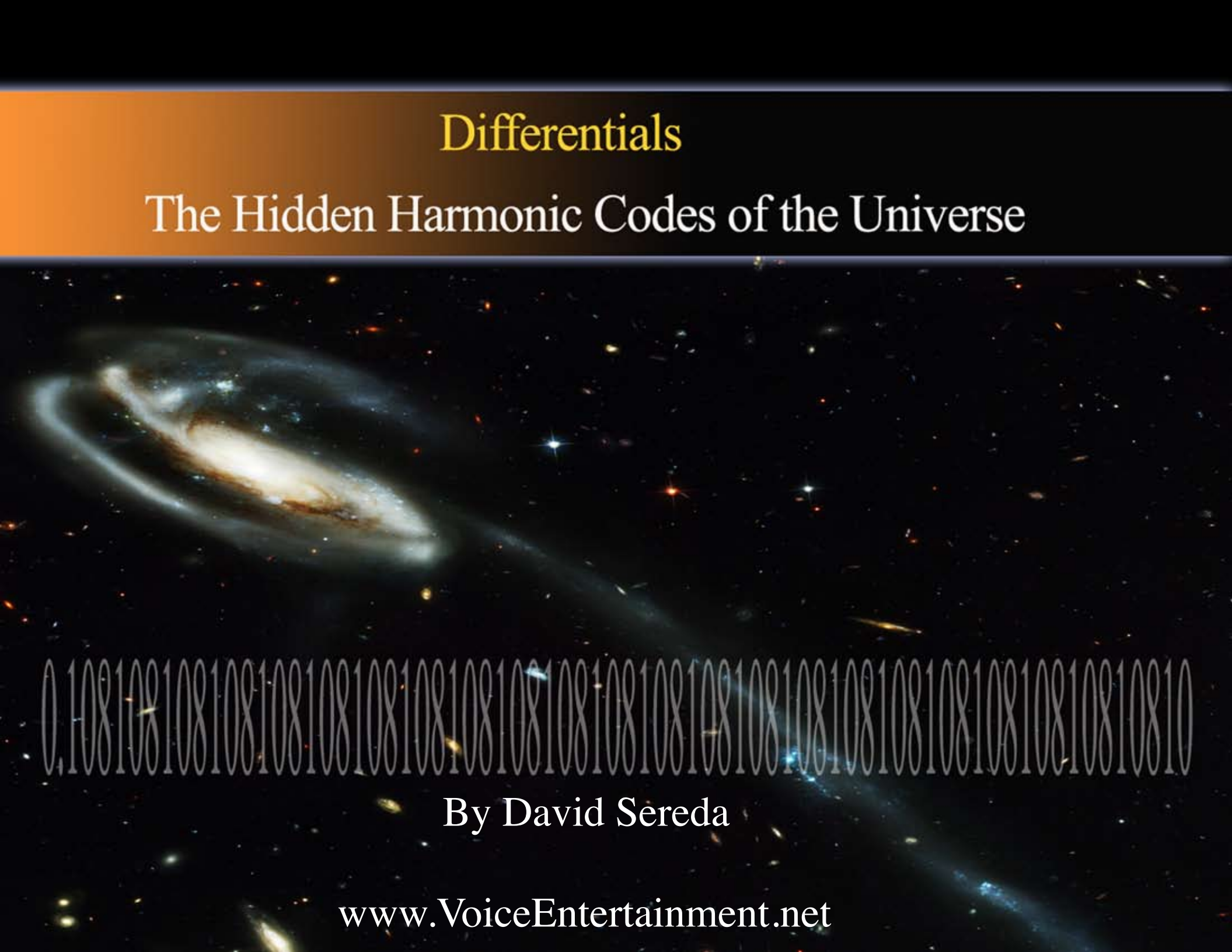
[illegible][illegible]

Differentials

The Hidden Harmonic Codes of the Universe

By David Sereda

www.VoiceEntertainment.net



Differentials

The Hidden Harmonic Codes of the Universe

By David Sereda

www.VoiceEntertainment.net

Distance Light Travels Per Second as Constant = \longleftrightarrow
Gravity Force, Space & Time
David Sereda 2008

Paper on Differentials: Harmonics & Zero Point Energy

Abstract: All Geometry and Sacred Geometry lacks the discovery of differential mathematics and shapes. Without differentials, the universe could not function as a perpetual motion machine.

Newton's Third Law is Violated by this paper. All opposing forces may appear equal and opposite to each action but they are not; they have differentials. In the quantum universe, all particles have opposite pairs. It is believed these opposite are equal in mass-energy. This will be violated by this new discovery.

Phase 1 = 12 Points
David Sereda Copyright 2008 Paper on Differentials, DavidSereda@hotmail.com
(310) 428-2172

Introduction

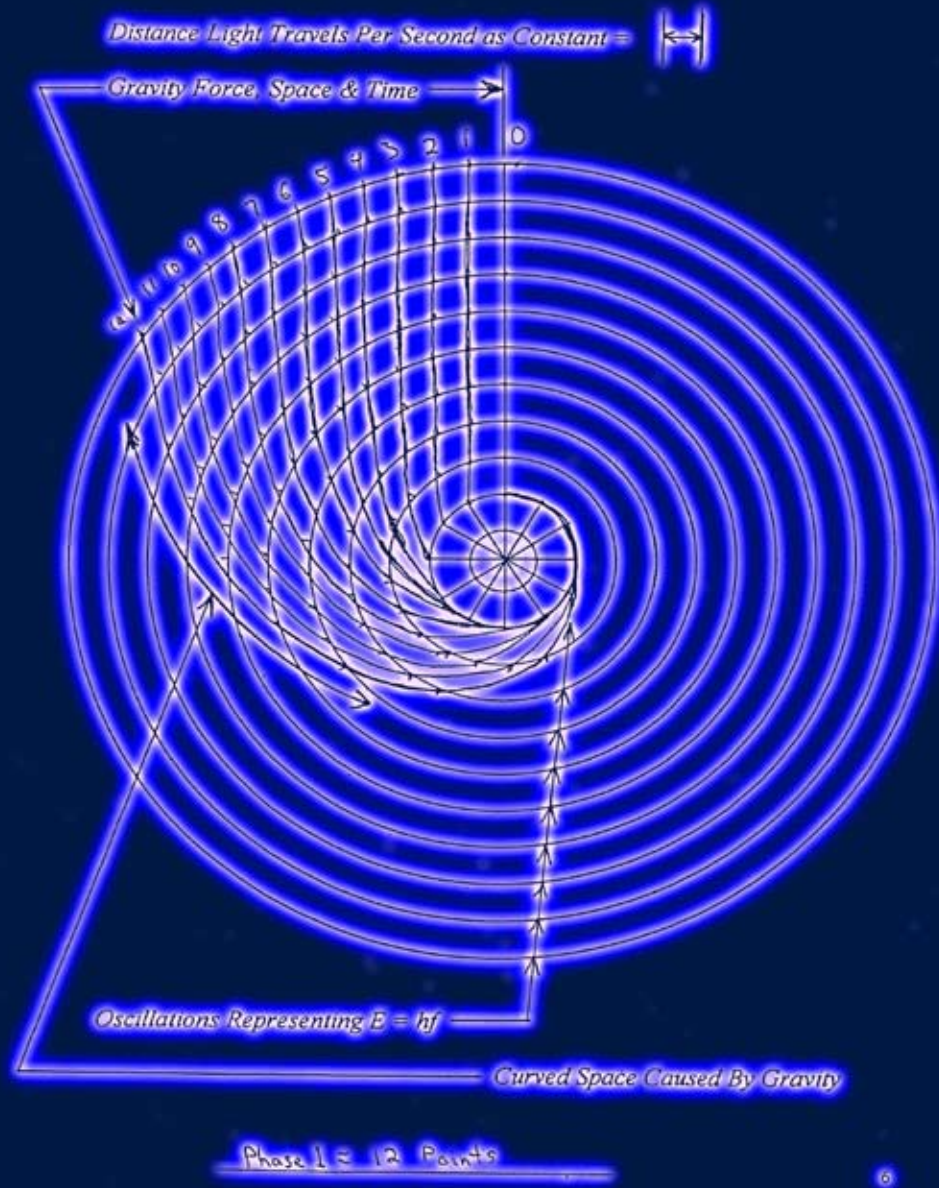
In the year 2000, I had an epiphany that resulted in my discovery of the Galaxy Clock. I was tired to trying to solve, wave/particle observations in the quantum and macro universe in only 2 dimensions. In fact, in 2 dimensions, it is difficult to get accurate observations of anything in the quantum and macro universe. The old 2 dimensional visual models were incapable of solving the greatest problems in black holes and quantum mechanics.

When I started experimenting with my Galaxy Clock measuring the dimensions of a wave, the fabric of space, and electromagnetism, I made a stunning discovery: I could see how quantum spin generated and created more space/energy/mass out of nothing. In fact, it predicted that Black Holes would break the speed of light on mass. It also predicted that mass gets transformed in Black Holes into higher frequency mass that eventually breaks the speed of light by several times.

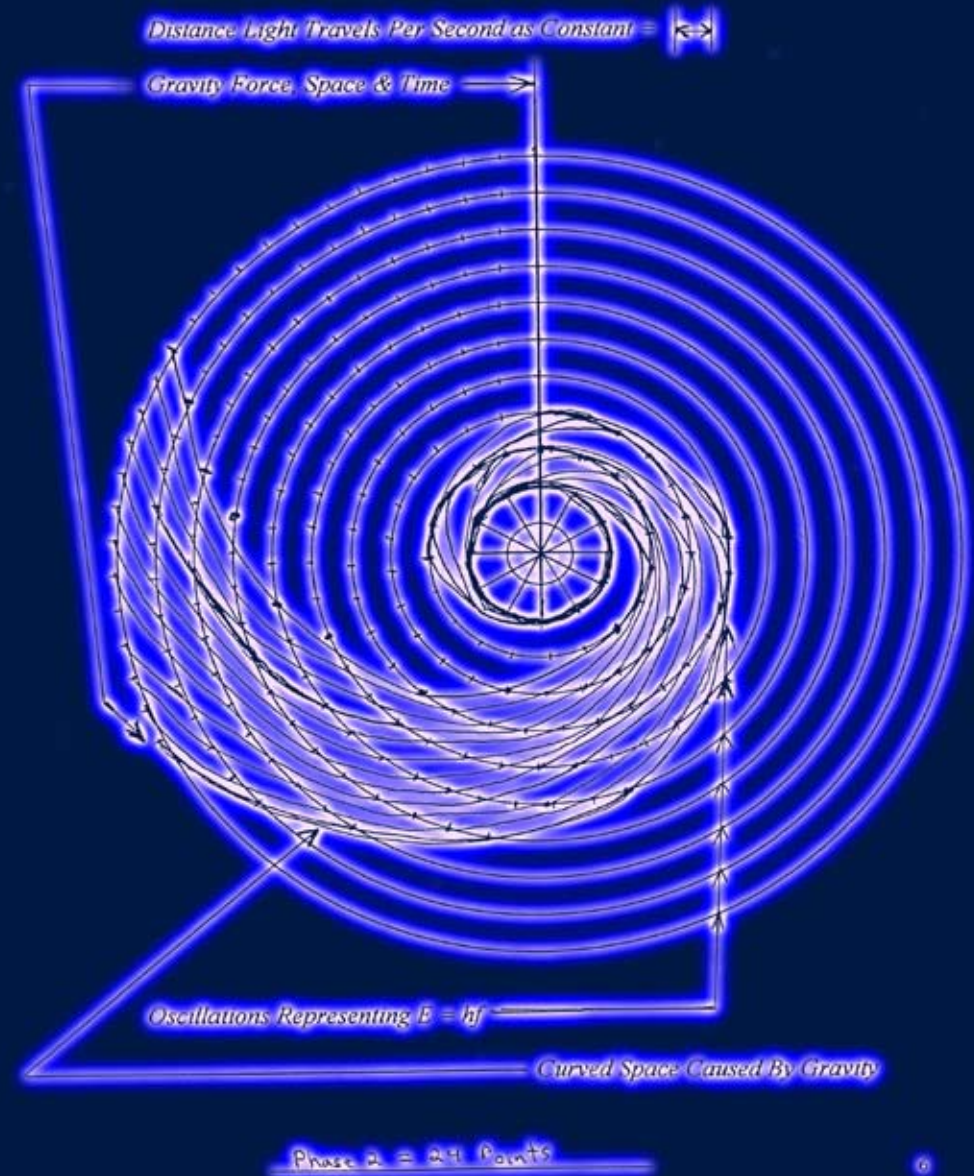
Soon after that, I read on CNN that Hubble measured ejections out of Black Holes traveling over 3 times the speed of light. Scientists could not believe this was possible based on Einstein's relativity and the speed of light limit. They figured the observations must be wrong.

I am now using the Galaxy Clock to solve Zero Point Energy and revolutionize our understanding of man-made geometry versus natural geometry.

Galaxy Clock Measures Wave-Particle Dimensions

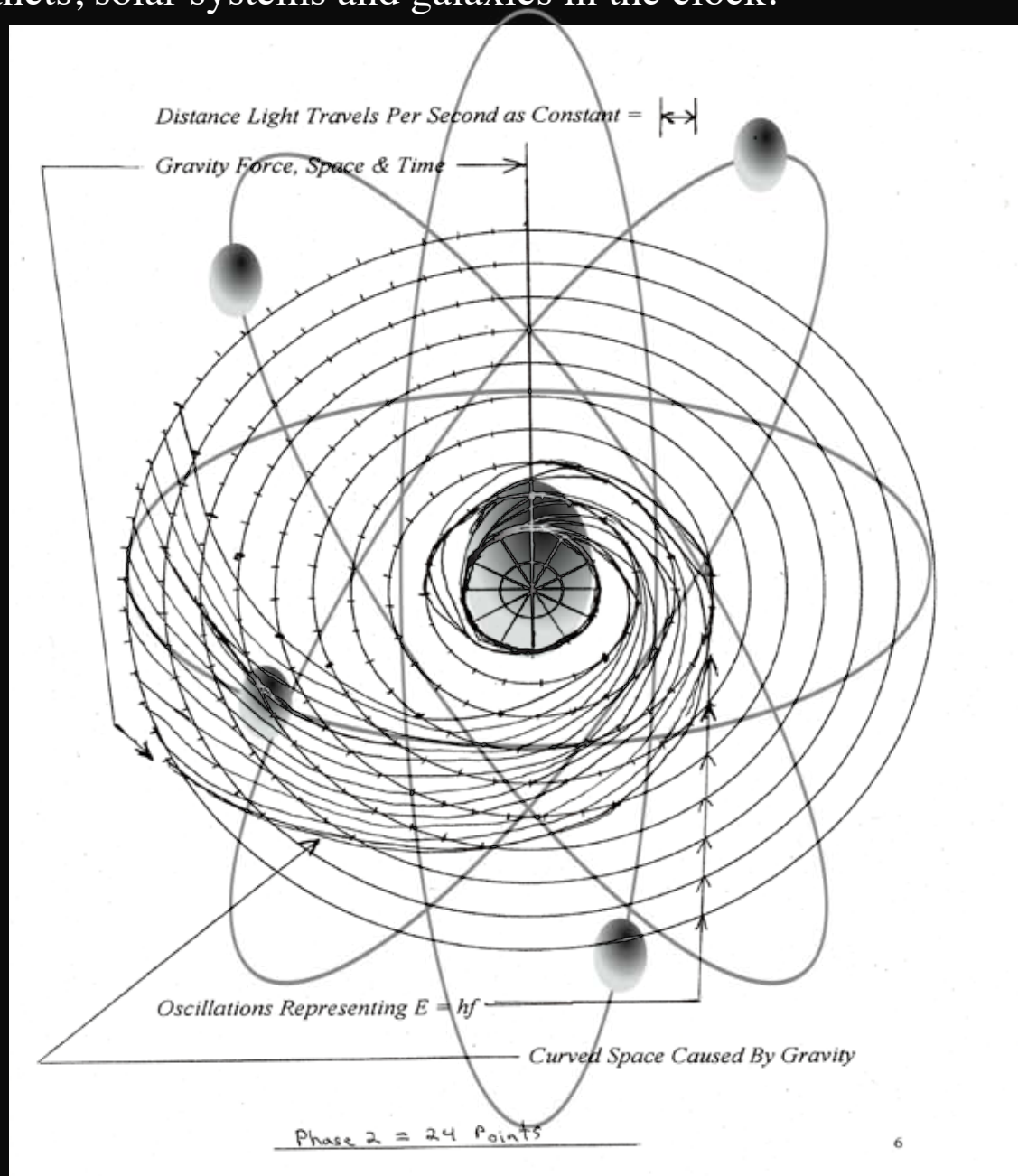


Galaxy Clock Phase I

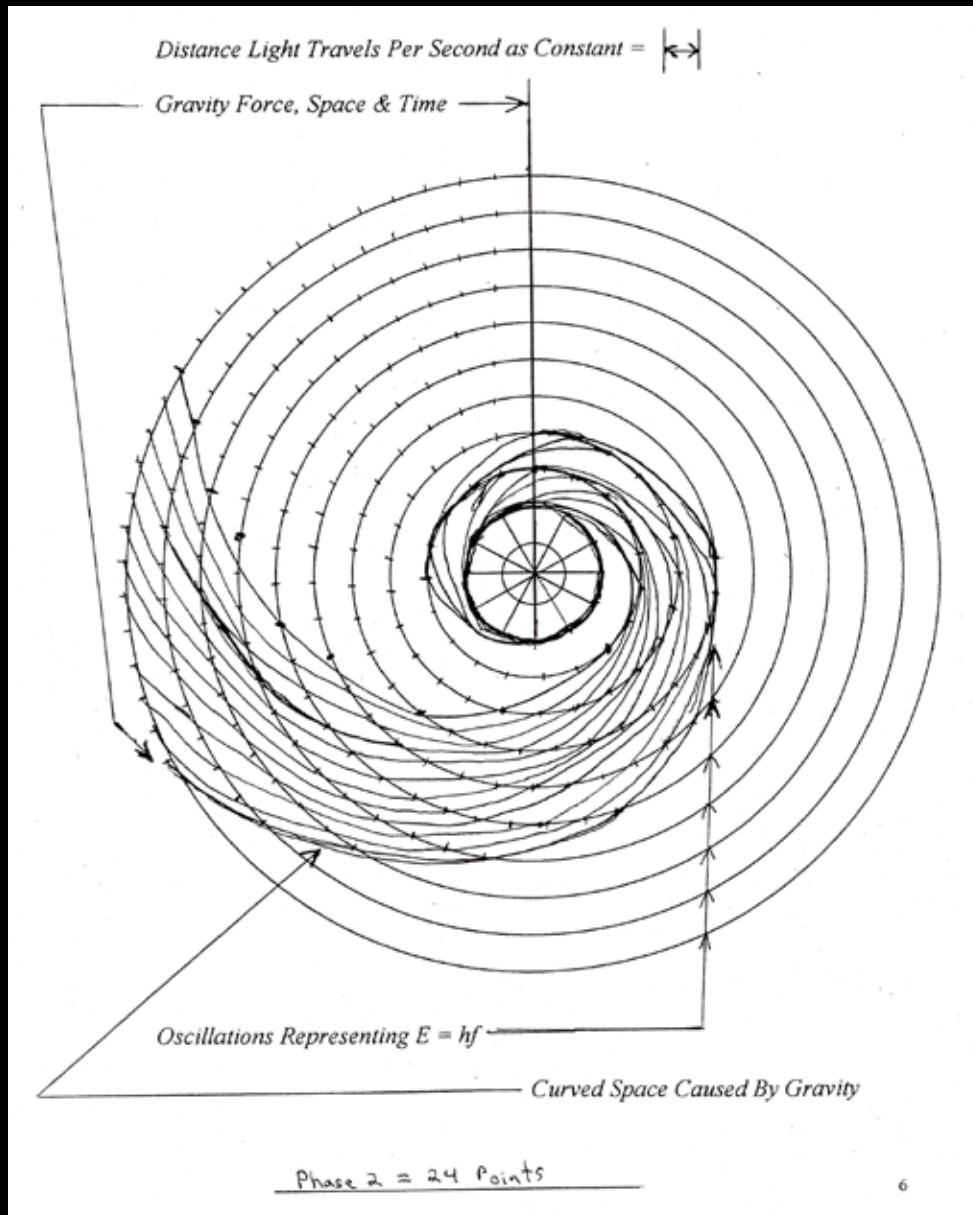


Galaxy Clock Phase I I 2.

The Galaxy Clock can be used for Atomic or Subatomic Studies in 3-D by placing any particle/wave in the Galaxy Clock. We can switch from X,Y,Z and Time. We can even place planets, solar systems and galaxies in the clock.



The Galaxy Clock Teaches us the Mechanics of how the Galaxy works and co-creates more stars and mass thus explaining expansion.



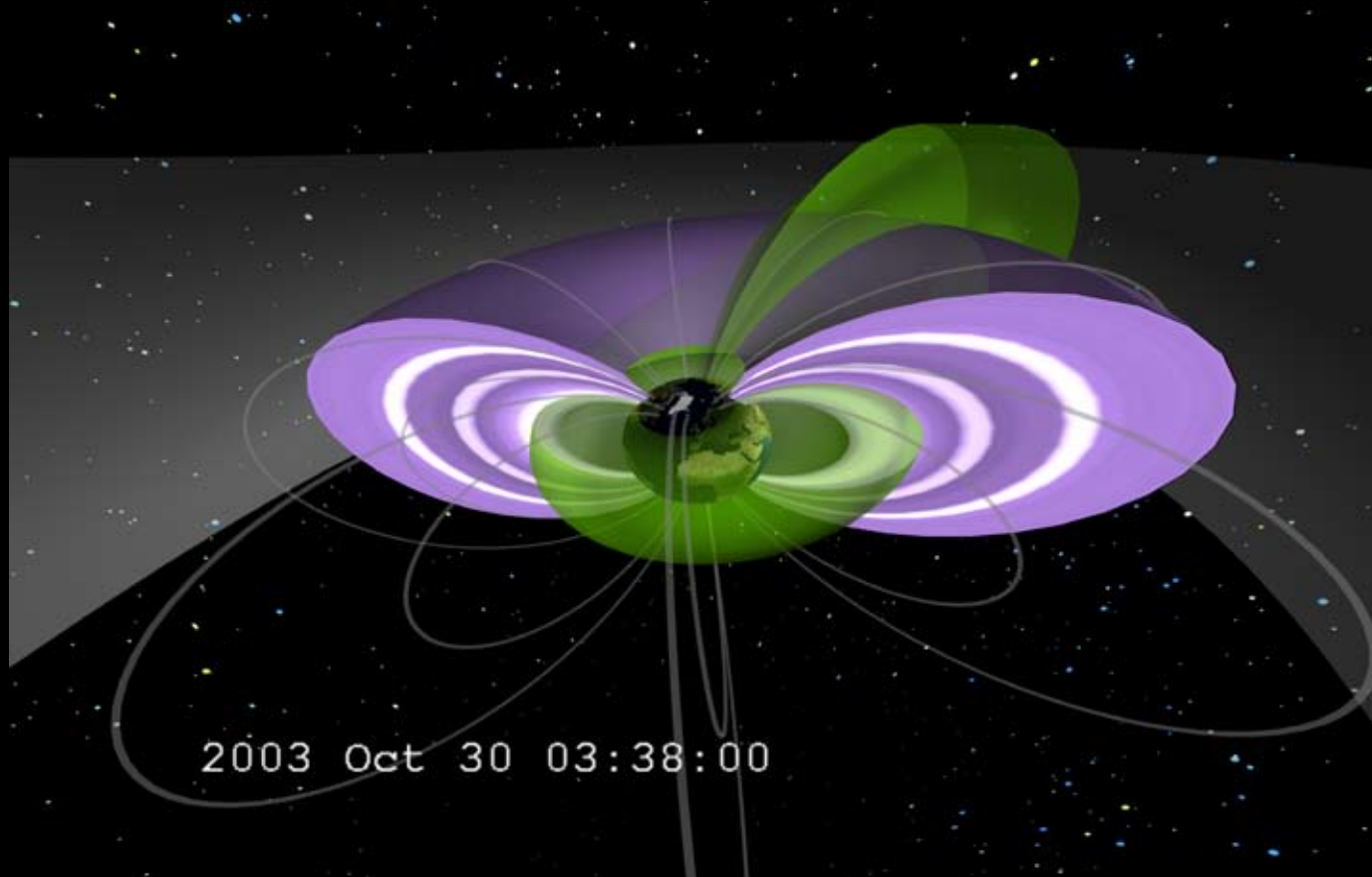
1. The relationship between the centrifugal (spin) and centripetal (pull of gravity) forces of the spin of the earth are not equal. Spinning at 1,000 miles per hour at the equator, humans and objects on the surface of the earth and its water should be thrown off.



The simultaneous pull of gravity competes against this force and wins as a difference between the 2 forces. This was well-known even by Newton. The difference in forces is a differential equation.

NASA Model of Earth's 3 Major Fields

In this visualization, we see the interaction of the radiation belts of the Earth taken from NASA SAMPEX Satellite and their differentials: Earth Van Allen Radiation belts (violet/white), the **plasmopause (green surface)** and magnetopause (grey surface and lines).



The **plasmopause green** spins clockwise with a longer wavelength while the **Van Allen Radiation belt violet/white** radiation belt spins perpendicular with a shorter wavelength and the magnetopause (grey surface) lines spin counter-clockwise. There is a differential between them.

NASA Model Continues

When 2 counter-rotational spin forces interact with each other with proper ratios, between them, in the invisible force differential, we may find the secret to the Earth's gravity and anti-gravity. In this space we can predict an implosion and explosion wave generator. Do the math!




2003 Oct 31 01:38:00

The mpeg movie of this can be seen at:

http://veimages.gsfc.nasa.gov/14575/magnetoplasma_Oblique_320x240.mpg

The Universe's Gravity versus Expansion

2. The gravitation forces of the universe are weaker than the expansion force of the universe observed by Hubble. The 2 forces compete with each other and expansion wins.



Curling Quantum Waves, Ocean Waves or Galactic Waves are the Result of 2 Waves with a Differential. They also produce differential vacuums.



3. When any 2 waves in the quantum universe, ocean or a lake, in space approach each other, they will collide. If 2 waves approach each other at the same velocity but with even slightly different masses, the wave with a greater mass will continue in a spiral waveform, less the mass energy it encountered. The difference in mass and energy between them will continue as a left over or differential force. In between the differential is the zero point vacuum. This paper will realize this potential.


Hidden Differentials Reveal Zero Point Energy

1. While Newton could not see into the quantum universe in the 17th century, he observed reactions on such a grand scale, he could not see how small their differential equations were; thus his Third law states every action has an equal and opposite reaction. On the earth-bound scale, differentials can appear so small, it is difficult to detect them.



2. If we look at the black space in this galaxy between the 2 spiral arms, we can imagine the forces of the differential between the 2 spiral arms are pulling energy and mass in towards the event horizon of the black hole. What the black hole is doing can be solved by this paper.

3. In the quantum universe, David Sereda noticed in Frank Close's book, "The Particle Odyssey," that when examining the spiral vortex of electron and positron pairs, the 2 wavelengths were not equal. When David Sereda wrote Frank Close, he said this was just a single photo and possibly not important, yet, in every photo of electron and positron pairs, the wavelengths were not equal.



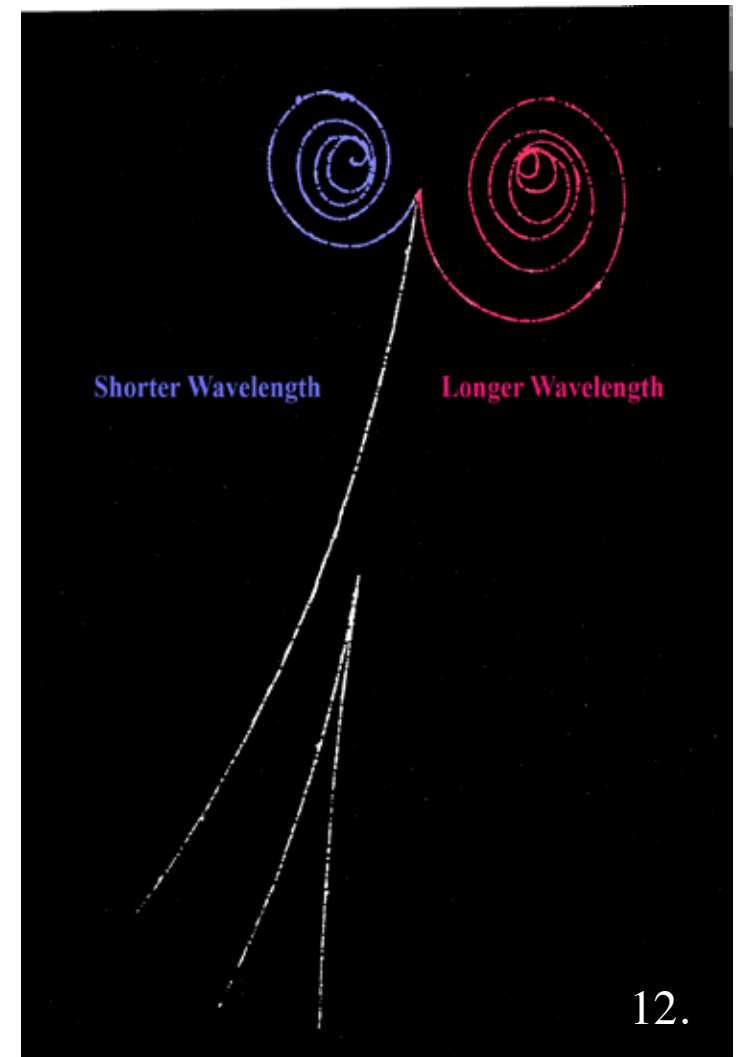
In this photo from a bubble chamber in Frank Close's book, a gamma ray gives birth to 2 sets of electron/positron pairs at the right after the gamma produced the photo electric effect colliding with a lead sheet (invisible). Both pairs of electron/positrons have different wavelengths. The longer wavelength has more mass=energy than the shorter one.

Again, in another photo it is confirmed: Both pairs of electron/positrons have different wavelengths. The longer wavelength has more mass/energy than the shorter one. This means the symmetry of the dual pairs of subatomic particles is not equal and cannot be perfectly spherical. When they compete, they will have a small left over force that will continue. That left over force will compete with other left over forces to then form more and more infinite differentials and vortices. These go on for infinity.

Frank Close did not examine the numerous photos where this keeps happening. If we examine this photo of an electron-positron pair, we can see the wavelengths are not equal as well. So Frank Close's statement is not correct. It is not only happening in one photo.

Differentials keep appearing without symmetry so how could Newton's Third law be true: that all actions have an equal and opposite reaction?

Without differentials, the universe would become void of new energy very quickly. All of the pairs of opposites would cancel each other out to zero and everything would stop moving.



Dr. Frank Close Responds to David Sereda


From: Frank Close (F.Close1@physics.ox.ac.uk)

Sent: Mon 3/05/07 9:01 PM

To: David Sereda (davidsereda@hotmail.com)

Cc: Frank Close (F.Close1@physics.ox.ac.uk)

Dear Mr Sereda



David Sereda: I can clearly see the differential in these two photos from your book. The electron has a longer wavelength orbit than the positron. That means there is a difference between them in energy in a Planck formula.

Frank Close: As at least one of them has to scatter from the Electric field of the atom in order for the photon to convert to e^-e^+ you cannot infer anything about their symmetry from a single photo. If only life were so easy.

David Sereda: Gravity as we know it is the left over between centrifugal spin of the earth and gravity (centripetal) pull. The left over is what we experience as gravity.

Frank Close: There is nothing controversial or novel in this. Newton's second law says net force is what we interpret as weight. Net force is GMm/r^2 towards Earth's centre less the v^2/r from centripetal. This is standard from application of Newton's second law as a vector equation such that $d^2/dt^2 (r \text{ (VECTOR)})$ has "centripetal" due to change on vector direction under rotation.

Traditional Electric Field of the Atom

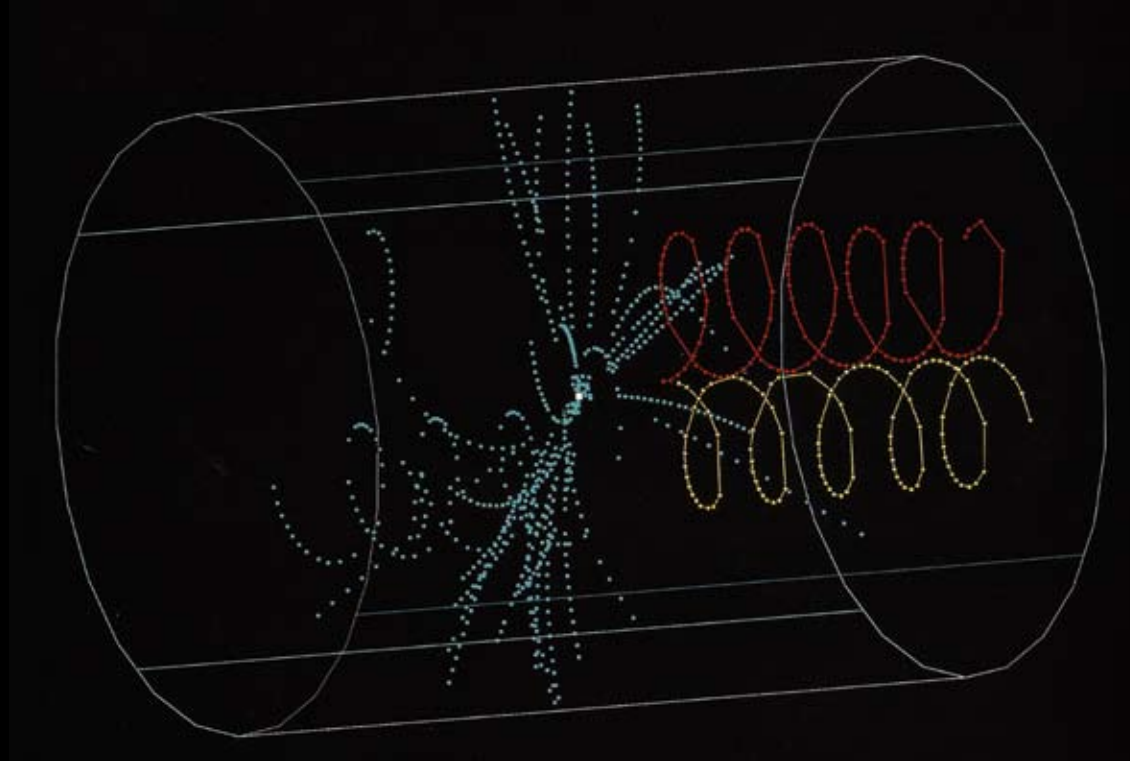
1. A hydrogen atom is made up of a proton of charge $+Q = 1.60 \times 10^{-19} \text{ C}$ and an electron of charge $-Q = -1.60 \times 10^{-19} \text{ C}$. The proton may be regarded as a point charge at $r=0$, the center of the atom. The motion of the electron causes its charge to be “smeared out” into a spherical distribution around the proton, so that the electron is equivalent to a charge per unit volume of $\rho(r) = -\frac{Q}{\pi a_0^3} e^{-2r/a_0}$ where $a_0 = 5.29 \times 10^{-11} \text{ m}$ is called the Bohr radius

2. The problem here is that the atom appears uniform for convenience sake only. It is not uniform and equal and opposite. The differential was overlooked.

As this was overlooked, Newton’s Third Law could not see an expanding and increasing mass in the universe. The increase of mass in the visible universe violates the laws of thermodynamics. A Big Bang also cannot be explained. How did the universe begin with zero mass and energy and then create it? How does the universe operate as a perpetual motion machine that continues to expand and increase its mass? If we learn the answer to this question, we can create energy from nothing, the Zero Point Field. That would be the Holy Grail.

On the next page, taken from Frank Close’s “The Particle Odyssey,” page 68, he states that “A positron and an electron form perfect matching spirals in this computer reconstruction of particle tracks in the ALEPH experiment at CERN.” The problem is, they are not perfect matching spirals. They have differentials that are missed. 14.

At the CERN Particle Accelerator in Geneva, Switzerland; we see differentials appearing again and they are ignored.



In this photo, we can see the **positron** and the **electron** have different wavelengths and each of the 2 do not produce the exact number of spirals. The **electron** is just behind the **positron** in the number of spirals. Measuring the diameter of both spirals, the positron is slightly longer in wavelength than the electron at a ratio of 1 to 1.1428571429. This ratio in now way resembles Pi or the Golden mean. What then does the ratio tell us? They tell us that there are differentials with ratios that have not yet been discovered.

Differentials in Fibonacci Golden Mean Ratio

The golden ratio is a mathematical constant at approximately 1.6180339887. The question is, why is it approximate? That is because when expanded, the flaws of symmetry start to appear. The Golden mean is used to explain the Fibonacci spiral.




Spiraling + Muon in Bubble Chamber

1. If we first understand that to cause a Fibonacci spiral to appear in nature, and mathematically be generated, we need to have 3 forces at play, 2 of which are opposing one another with a differential unequal force in ratio to the Golden Mean.
2. The 3 forces are 1. The medium or space (neutron), 2. Electron, 3. Positron or any 2 pairs of opposites.

Ratios of Spin on a (+) Positive Muon

If we look at these ratios of spin on the positive muon, we do not see Fibonacci, Pi or any known ratios but we do see coherency in the numbers. Why coherency, meaning the numbers are balanced and repeatable.



Note: measuring ratios does not require size of the photo to be accurate.

If we take the yellow dimension at 2 cm on my paper copy and divide it by the green dimension of 1.8 cm, we get an amazing number as our ratio between the 2 which equals = 1.111111111 (a coherent number). If we take the blue dimension of 2.5 cm and divide it by the red dimension of 2, we get another coherent number as the ratio between the two, which equals = 1.25. The point is we do not see Fibonacci numbers in the differentials but we do see coherency.

3. If the medium or space is flat with no charge, such as the neutron in a hydrogen atom, and 2 forces approach each other in this space as electron and positron with an exact equal force, the atom will become static and collapse into a zero energy charge. The 2 forces will totally cancel each other out. This does not happen. Therefore, the differential keeps acting and reacting with other forces.

4. What actually happens, is, as the photos show, one wavelength is longer with more mass than the other. When they collide, they give birth to a Fibonacci spiral or Golden Mean ratio.

The Golden Mean Ratio and Fibonacci Math reveals more differentials: at approximately 1.6180339887 compared to the Fibonacci Sequence we always get left over (differential) numbers that resolve closer and closer to zero differential.

1. If we take Fibonacci's numbers in sequence, 0,0,1, 2, 3, 5, 8, 13, 21, 34, 55, 89, and we divide the first number into the second to see what ratios they are in related to the Golden mean of approximately 1.6180339887, we will always get left over numbers. We never get a perfect ratio of the Golden Mean.

2. Here is the first division: 1 divided into 2 = 2; 2 divided into 3 = 1.5; 3 divided into 5 = 1.666666; 5 divided into 8 = 1.6; 8 divided into 13 = 1.625; 13 divided into 21 = 1.61538; 21 divided into 34 = 1.619; 34 divided into 55 = 1.6176470588; 55 divided into 89 = 1.6181818182.

3. Now, in the second division, we compare the ratios of each pair with the Golden mean of 1.6180339887 and we always get left over numbers.

- A) 1 divided into 2 = $2 - 1.6180339887 = 0.3819660113$
- B) 2 divided into 3 = $1.52 - 1.6180339887 = -0.0980339887$
- C) 3 divided into 5 = $1.666666 - 1.6180339887 = 0.048632678$
- D) 5 divided into 8 = $1.6 - 1.6180339887 = -0.0180339887$
- E) 8 divided into 13 = $1.625 - 1.6180339887 = 0.0069660113$
- F) 13 divided into 21 = $1.6153846154 - 1.6180339887 = -0.0026493733$
- G) 21 divided into 34 = $1.619047619 - 1.6180339887 = 0.0010136303$
- H) 34 divided into 55 = $1.6176470588 - 1.6180339887 =$
- I) 55 divided into 89 = $1.6181818182 - 1.6180339887 =$


As these number progress towards zero, and the zeros grow beyond 10 digits, we never resolve perfectly. We can also take two consecutive sets of differentials and divide them into each other to see if they resolve perfectly and they do not.

J) If we take the resolution of (F) 0.0069660113 divided by the resolution of (G) 0.0026493733 = 2.6293053153

If we continue this, we always get different numbers as differential units. What do these numbers mean?

Differentials in the Macro

& the Micro Universe



The spiral arms in any galaxy are not all equal in wavelength. There is a differential between them.



Is the shape of the Earth a True Sphere?



Earth is not a perfect sphere: the diameter from pole to pole is shorter than the diameter at the equator.

The diameter of the earth at the equator is 12,756.32 kilometers. The diameter of the earth 90 degrees away from the equator through the poles the diameter is shorter at 12,715.43 km. Thus the earth is 41 km wider than it is tall, giving it a differential bulge at the equator making the earth an ellipse or slight vesica piscis.

The Diameter of the Earth at the Equator x pi gives us its circumference of 40075.161153048 km. The Diameter of the Earth at the Poles x pi 3.14159265 gives us its circumference in km is 39946.7014295895

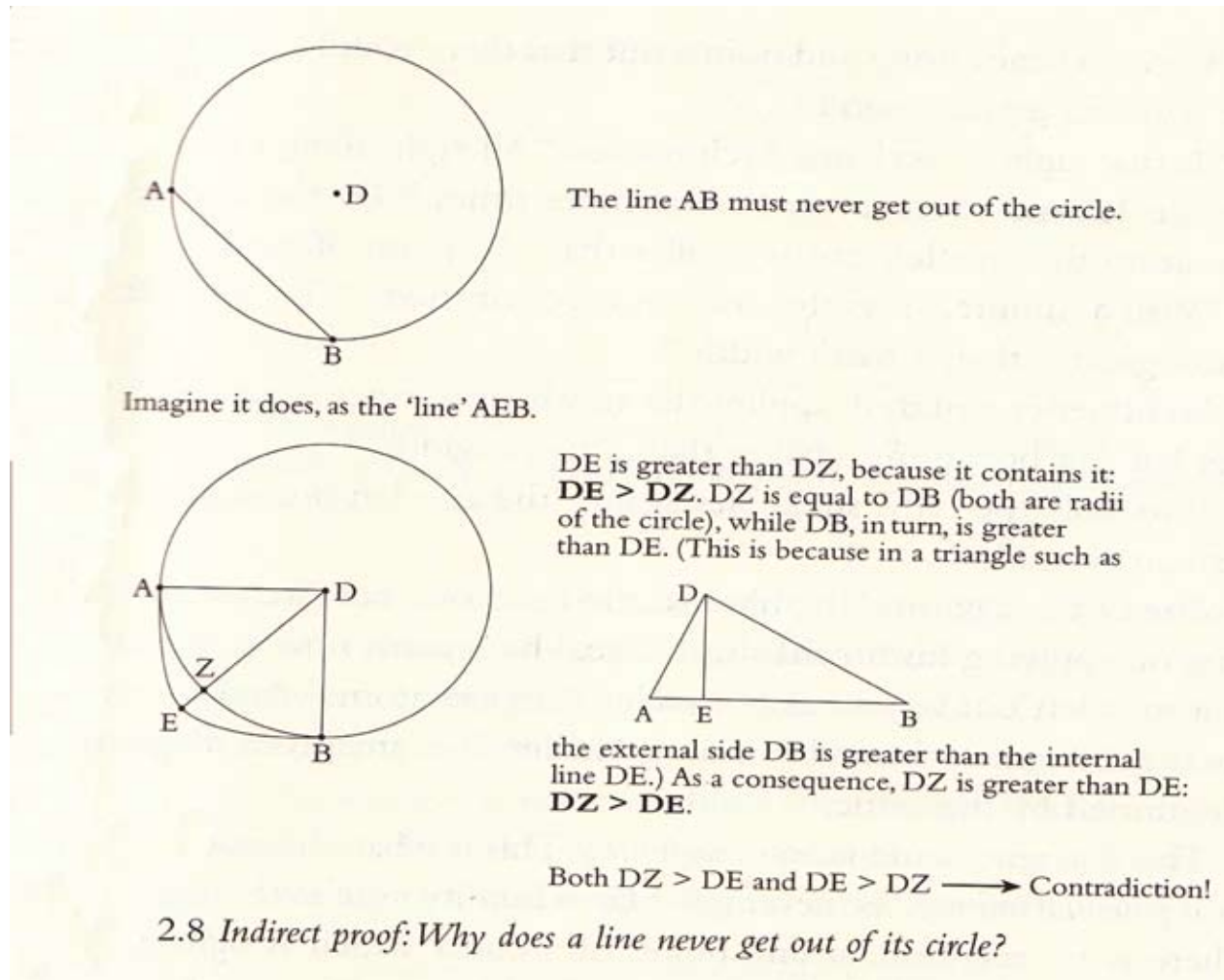
If we divide the pole to pole circumference of 39946.7014295895 by the equator circumference of 40075.161153048 = 0.9967945301 - Our ratio of sides is 1 to 0.9967945301 and inverted = 1.003215778

Archimedes of Syracuse (Greek: Ἀρχιμήδης) (c. 287 BC – c. 212 BC) was a Greek mathematician, physicist, engineer, inventor, and astronomer. He is said to be the greatest scientist of antiquity. He is the Father of pi and the teacher to many of the greatest minds of antiquity to modern physicists such as Da Vinci, Newton, Einstein, Bohr, etc.

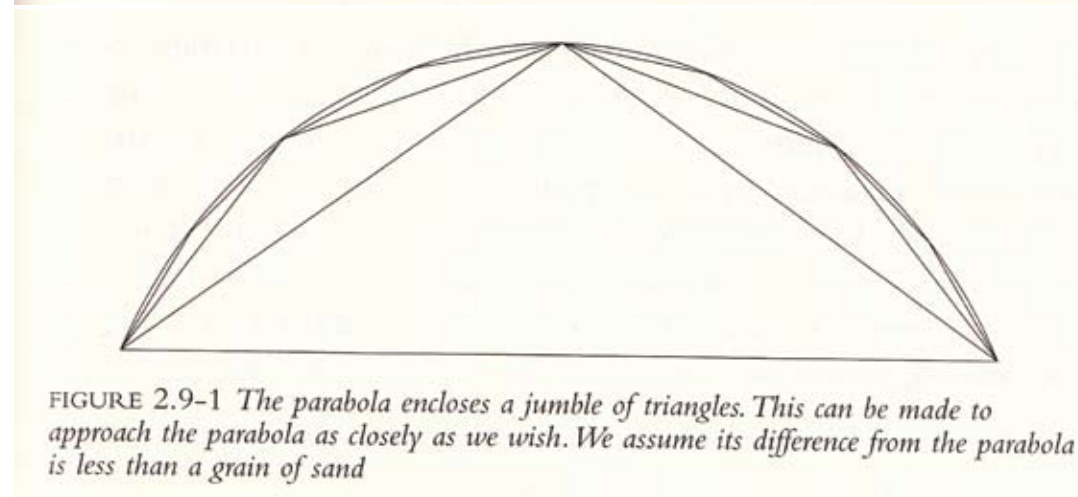
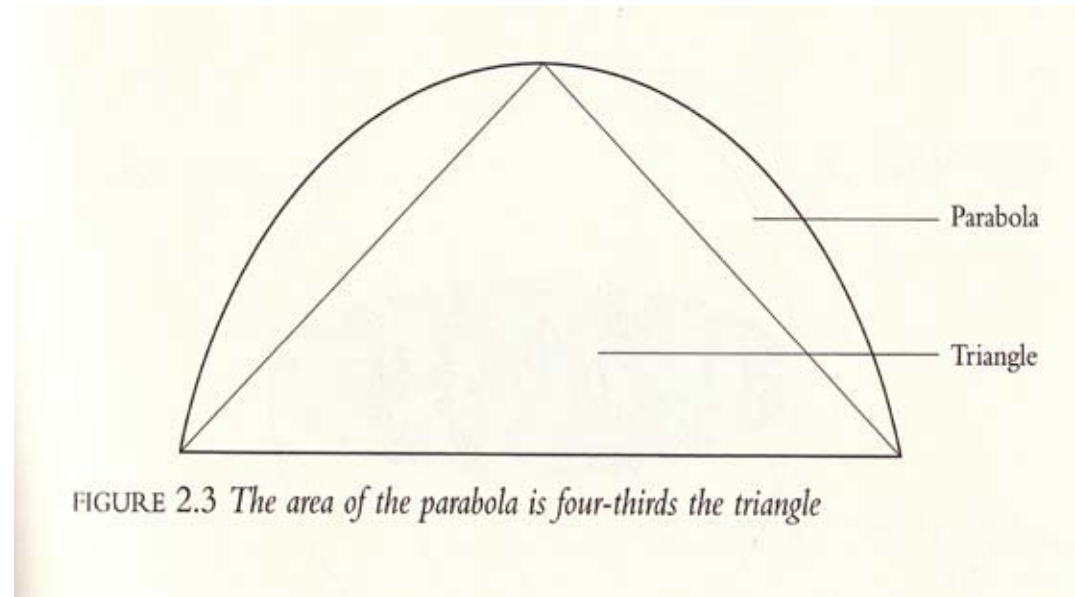


The book, “The Archimedes Codex” was introduced to me after I discovered “differentials.” After reading his work, I realized he was the closest to the discovery of “Differentials” but his contemporaries critiqued his work on infinities.

While Archimedes clearly was the first one to define the math of the inner and the outer circle, he did not put it in a differential mathematics. In this diagram from “The Archimedes Codex,” we can see he defines D to Z as less than D to E. After this, he skips by the importance of the discovery and goes on to try and “square the circle.”



Archimedes begins to square a parabola or even half-circle by placing the first triangle inside of it. After the first triangle is placed, the remaining area of the parabola needs to be filled with more and more triangles. Infinite triangles fill the space until the eye



cannot see the event horizon. The math always reveals a left over space that needs to be filled infinitely. This is called an infinity however critics called it a flaw.

As the critics of Archimedes argued that while visually he squared the circle, if we measure down to the nanometer (one billionth of a meter) and even down to the atomic and subatomic level, there would always be a left over space that needs to be filled with a new triangle and yet more negative space would infinitely appear.

The left over space is the “differential.” It goes on to infinity. The mystery is that the circle is always open and is never mathematically a closed circuit. If it were, how could energy flow into it and cause the circle to expand and follow the laws of the expanding universe?

Archimedes and Pi

While pi 3.14159 is believed to resolve a circle’s circumference based on its diameter, Archimedes could not resolve the circle with pi. In the Archimedes Codex, page 57, “He managed to determine that this ratio is smaller than that of 14688 to 4673.5, but greater than that of 6336 to 2117.25.”

Archimedes could not resolve pi because pi reveals the infinite differential that cannot be solved with linear mathematics. As you will see, the flaw in pi will expound in this paper. What we discover is that differentials give rise to infinite left over mysterious vibrational energies that allow creation to expand. We will see decimal points that go on towards infinity. We will also discover the hidden harmonic codes of the universe.

Get ready to see the secret to differentials. You may want to try this on your own with these tools so you can see for your self.



Finding Differentials in Geometry

Firstly, because there are no perfect spheres in nature, the cosmos, nor in the quantum universe, pi (3.14159265) is already problematic to solve wave or natural architecture equations in Euclid's axioms. It can appear to solve spherical geometry in man-made architecture only, but event there it is not flawless. I will show you a great trick:

Side A = 100 Centimeters

Side B = 100 Centimeters

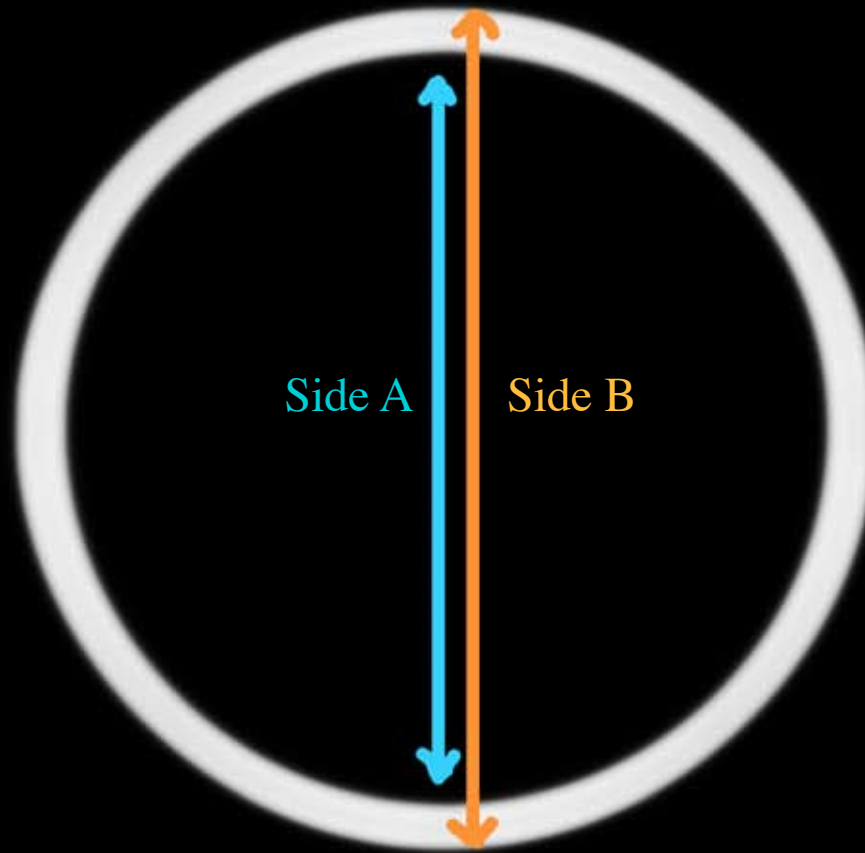
1. Take a 10 foot tall tube and measure all of its sides. They are all 10 feet long not matter where you measure. Side A in this model is 100 Centimeters long while Side B is the same. In fact, in 3-D, all sides are 100 centimeters long.

2. Now make a perfect man-made circle out of the 100 Centimeter long tube and you get a tube torus ring.



This is where we develop a problem for pi 3.14159265 to resolve the mystery of differentials.

The differential appears out of nowhere just by creating a circle. Diameter x Pi = the distance around any circle?



If we compare the diameter of the inner dimension of the circle equal to our original line **side A** compared to **Side B**, we can immediately see that Pi cannot find why we get 2 different numbers for our circle. It was created by an equal 100 centimeter line. What Pi cannot see is the 3-D resolution. If we take **side A x Pi** and **Side B x Pi**, we will always get 2 different numbers. Pi cannot resolve the problem therefore it is flawed. 30.


No matter how thin we draw our central line, from inches to centimeters, millimeters and even nanometers (one billionth of a meter), we will always get the same results: differentials appear.

Side A = 100 Centimeters

Side B = 100 Centimeters



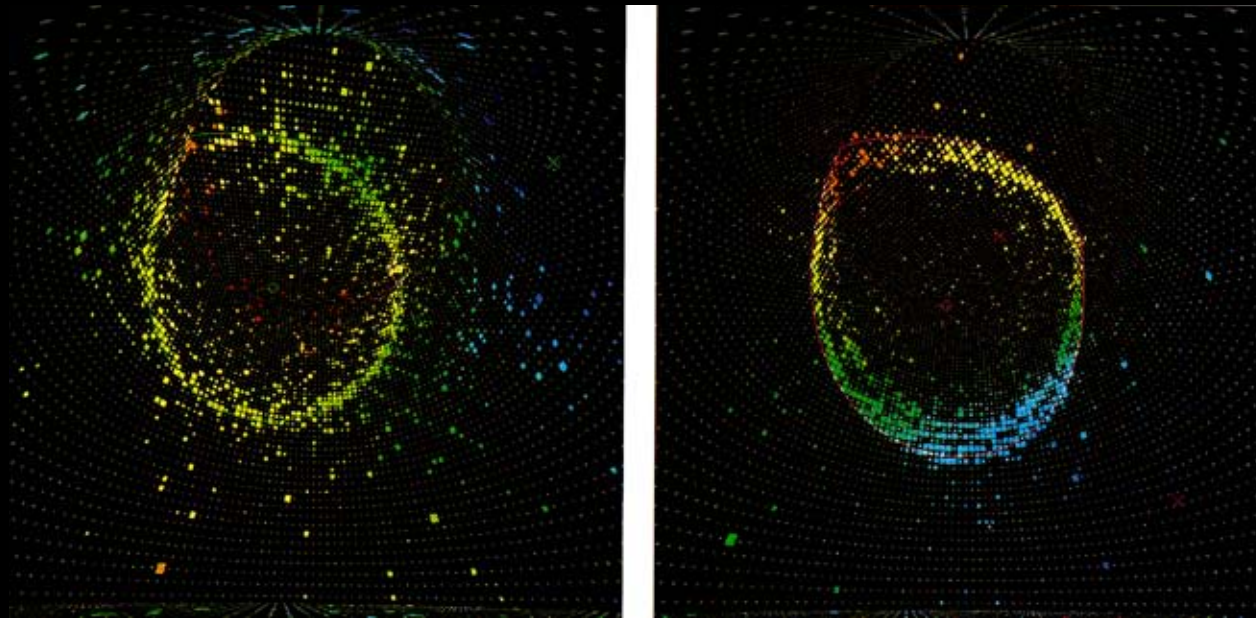
Man-made circles differ greatly from natural circles in the quantum universe.



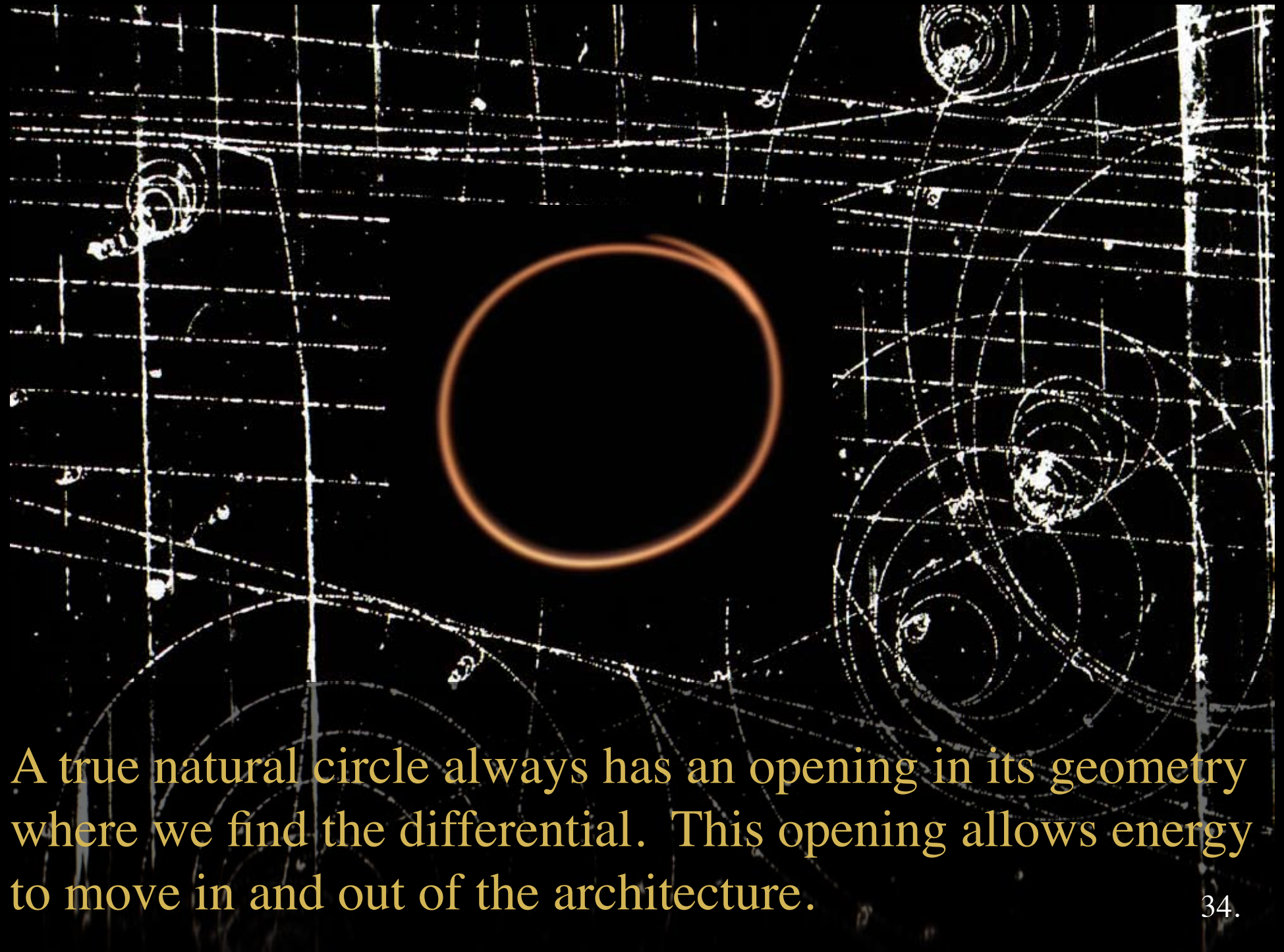
This photo of a spiraling electron shows different wavelengths in the spiral. It is here that we can visually see that all natural circles have an opening in the circle or differential. This opening in the field allows energy to flow in from higher dimensions and extra dimensions. The mathematics of differentials may be able to prove the existence of these hidden dimensions.

Rings of Cerenkov Radiation Captured in Quantum Particle Detector in Russia.

These are the energetic footprints of neutrinos, which can be among the lightest particles ever detected. Notice the non-perfect symmetry of the circles in their orbits. There is more than the eye can detect here. The visca piscis emerges as 2 spheres as waveforms collide. What does this mean?

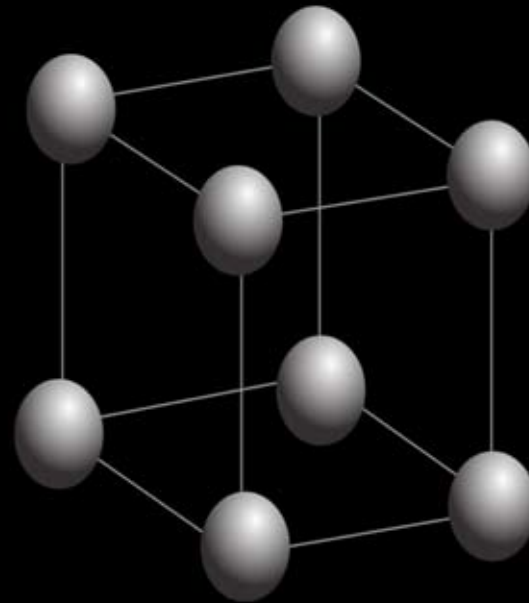
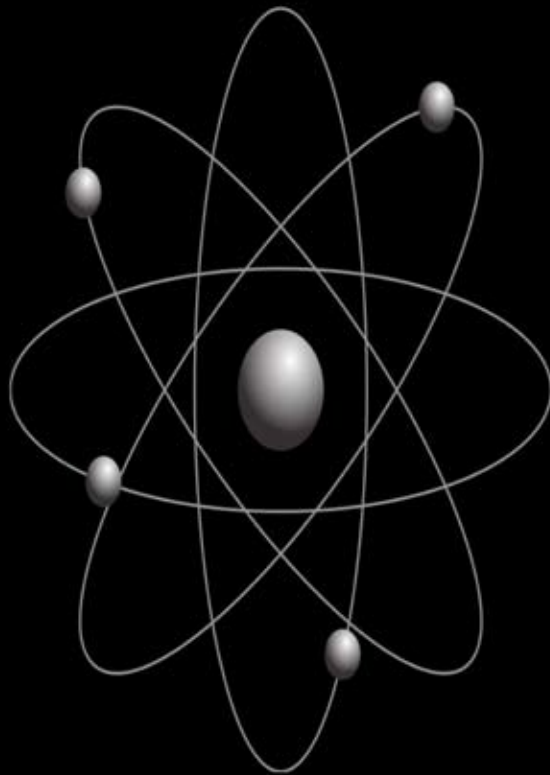


Each half of a circle may be the differential of 2 or more waveforms that have collapsed into each other. The colors show the time when the Cerenkov light arrives at the phototubes. Violet, blue, and green are the earliest while yellow, orange and red are the latest signals to arrive at the phototube.



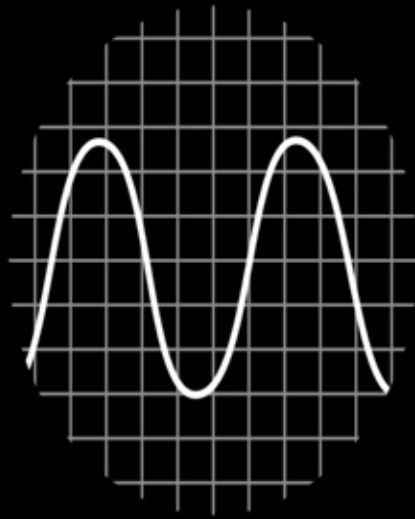
A true natural circle always has an opening in its geometry where we find the differential. This opening allows energy to move in and out of the architecture.

When we apply differentials to the dimensions of the inner space of a structure created by lines versus the outer edge, we open up event horizon differentials.




Visualize the inner dimensions of the space versus the outer dimensions of the spaces in these shapes and waves. What happens is, we cannot define the horizons due to differentials.

While trigonometry, sine and cosine are the closest to finding differentials because they deal with ratios, they have not discovered what we are seeing.



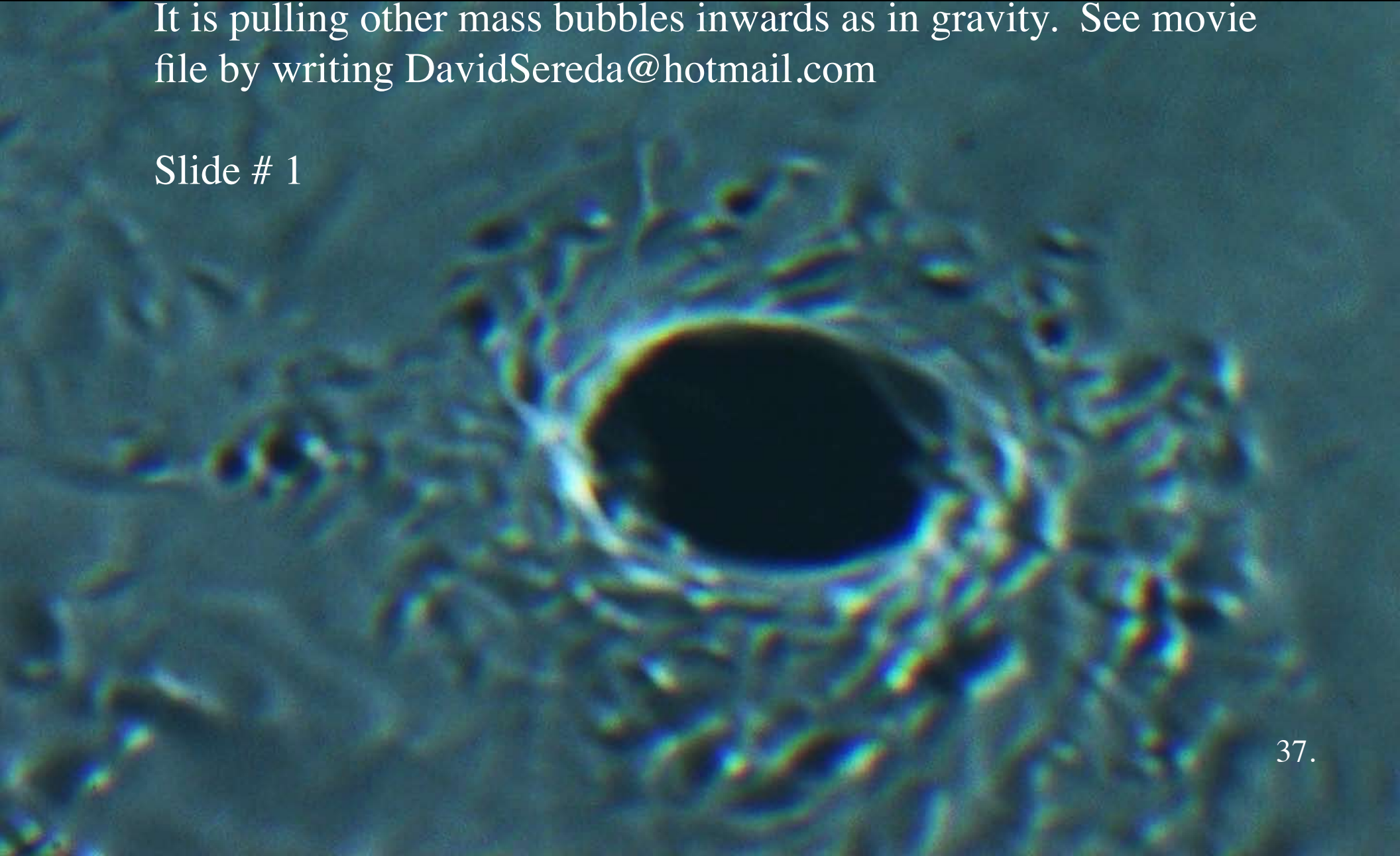
He



If we look at any waveform, we can now see the path of the wave/particle has event horizons. differentials as in the top and bottom of the line appear.

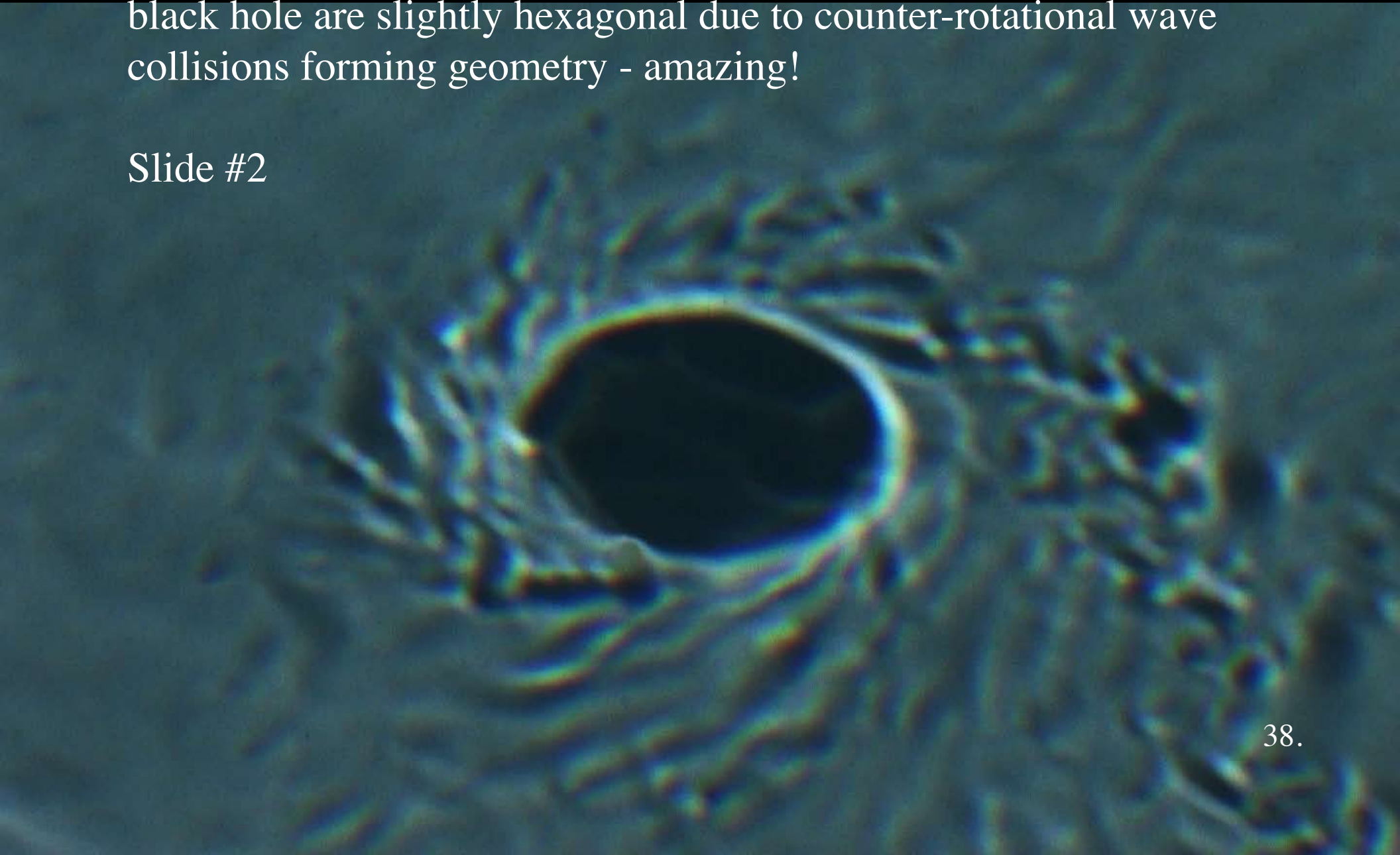
Counter-Rotational Twin Wave Vortices Overlap in a Pool of Water. These are 11 still frames taken from HD video of natural vortices. The most visually obvious wave is counter-clockwise. It is pulling other mass bubbles inwards as in gravity. See movie file by writing DavidSereda@hotmail.com

Slide # 1



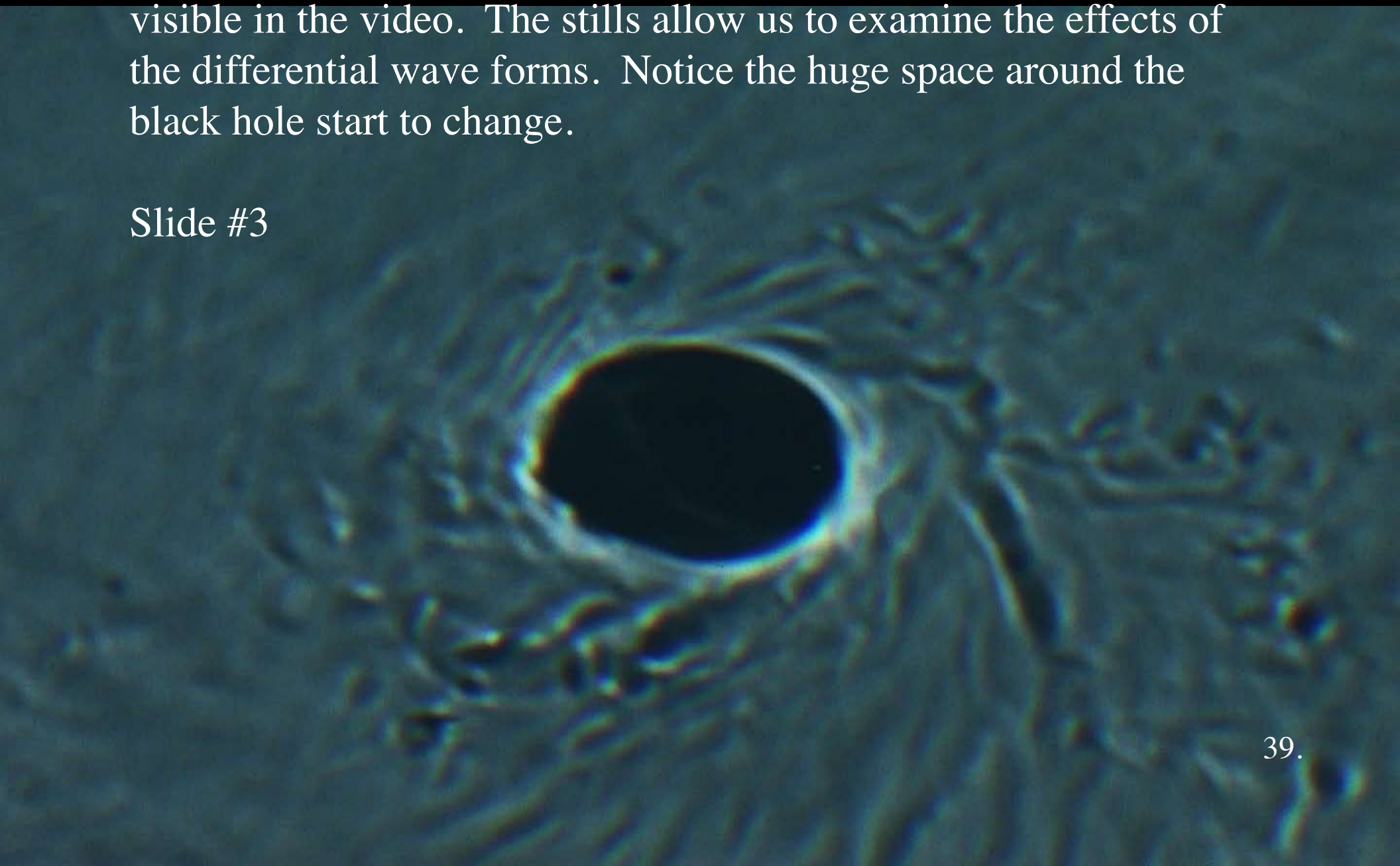
At this time value, most of the vortex is spinning counter-clockwise. A slight bubble forms in the 9:00 position as the clockwise wave move against the counter-clockwise. The angles to the black hole are slightly hexagonal due to counter-rotational wave collisions forming geometry - amazing!

Slide #2

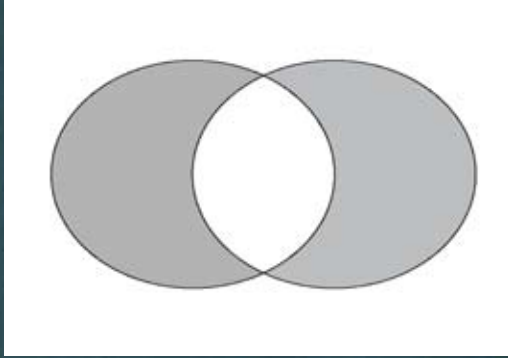


At the 9:30 position, we can see the radial bright faint lines emerging from the clockwise position having radiated in harmony against the counter-clockwise spin. These bright rays are very visible in the video. The stills allow us to examine the effects of the differential wave forms. Notice the huge space around the black hole start to change.

Slide #3

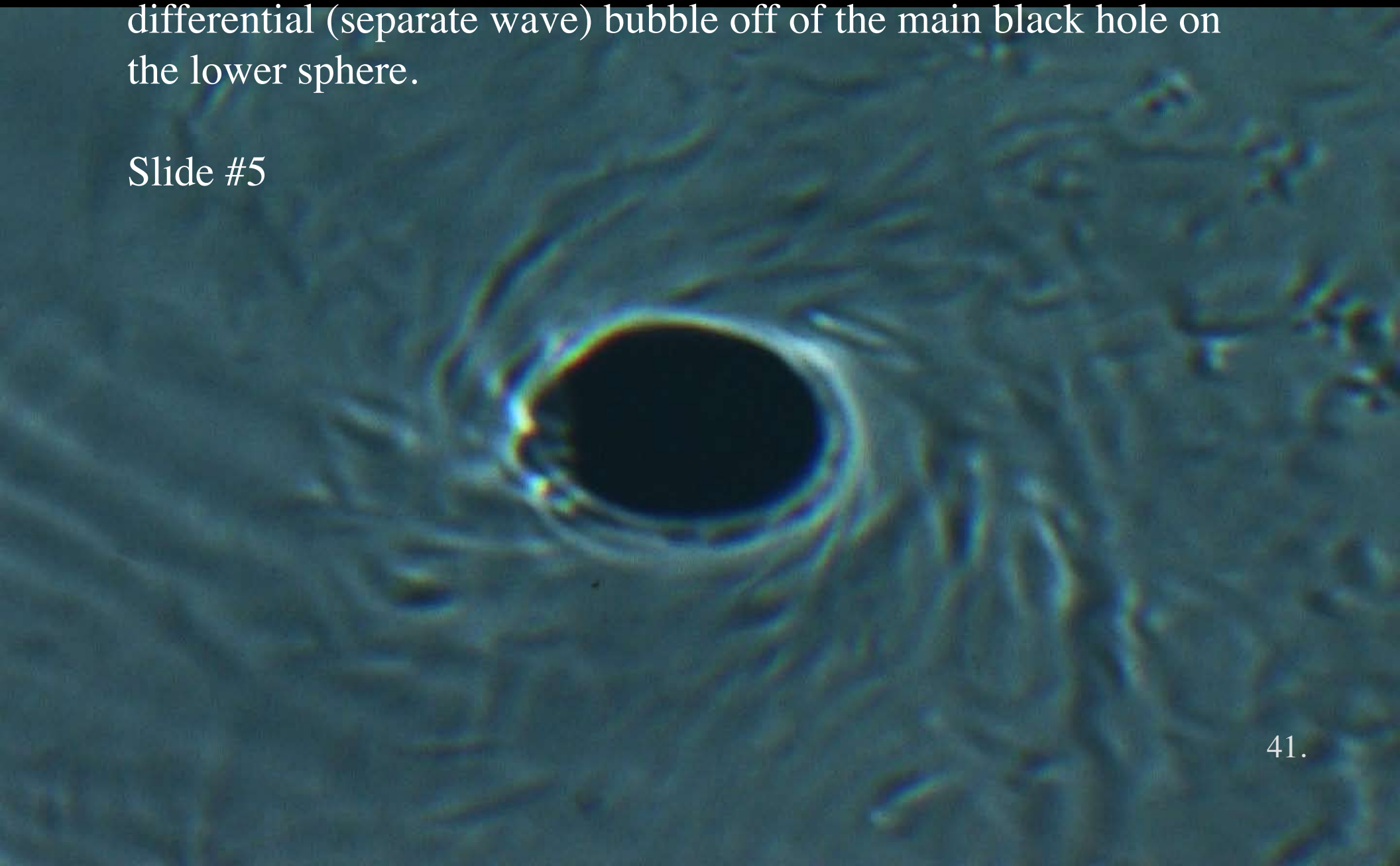


The vesica piscis like eyelids begins to form in the center. This is the shape that is formed when 2 spheres come together. Many sacred geometry theorists argue that the “Big bang” started when 2 spheres collided and formed the first vesica piscis. Slide #4



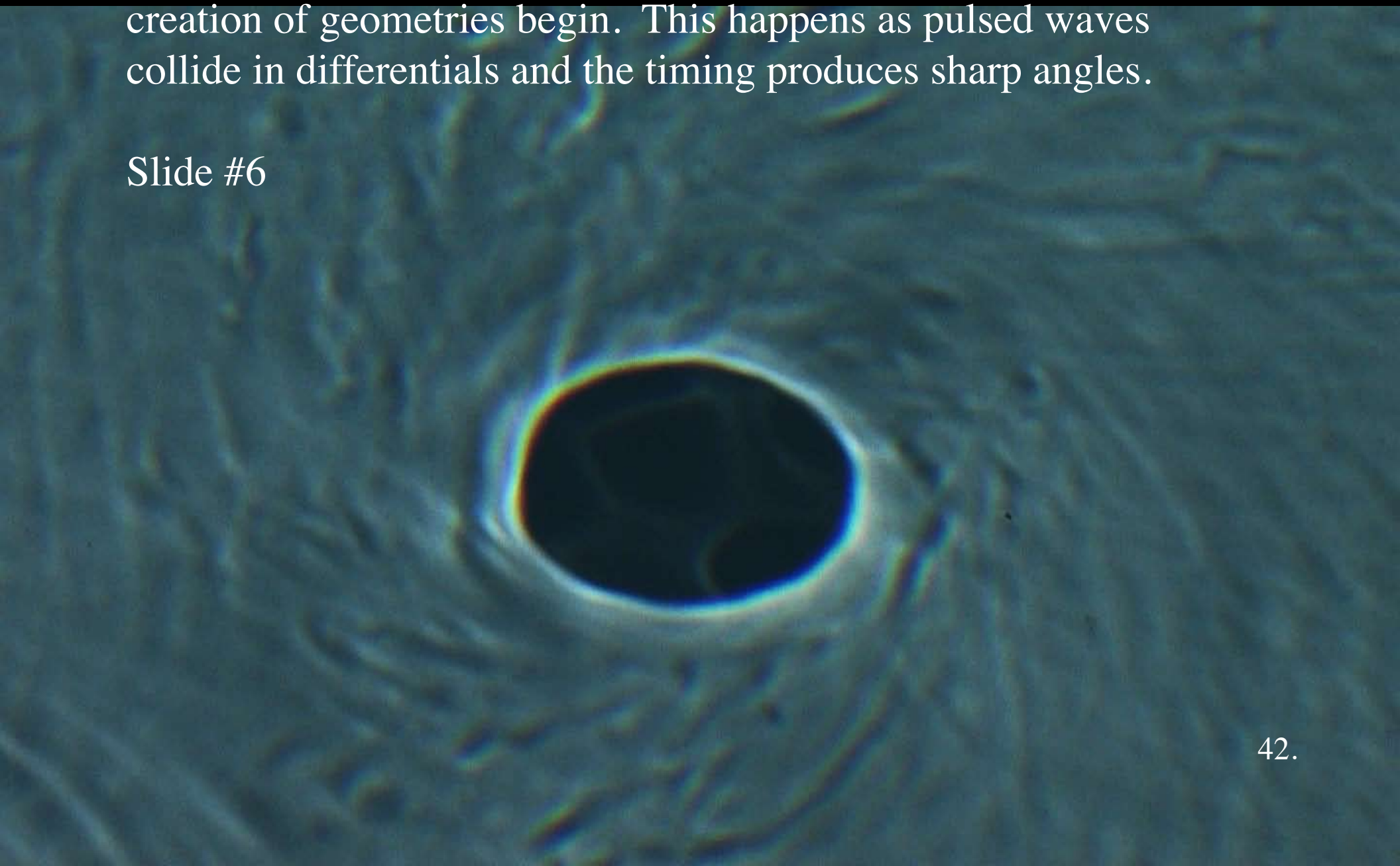
At the 9:00 position, we now see ripples at the edge of the black hole as the clockwise wave moves in a differential wavelength along the counter-clockwise wave. We can also see the differential (separate wave) bubble off of the main black hole on the lower sphere.

Slide #5



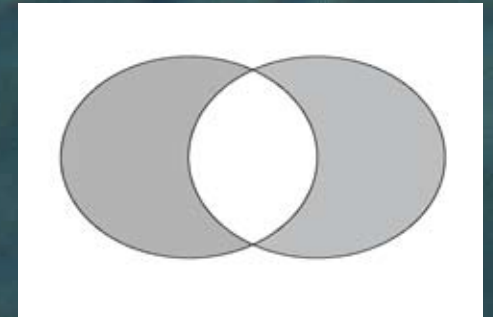
Here we can see hexagonal sides. At 9:00 we see a double line emerge as evidence of the 2 counter-waves moving inside the same sphere of the black hole. In the center, patterns emerge as the creation of geometries begin. This happens as pulsed waves collide in differentials and the timing produces sharp angles.

Slide #6



Here the vesica piscis is complete proving there are 2 spheres or counter-waves at play: the vesica piscis can only be created by 2 spheres. The vesica piscis is the square root of 3. Notice at 7:30 to 12:00 we see the bright radiations moving outwards in the clockwise wave.

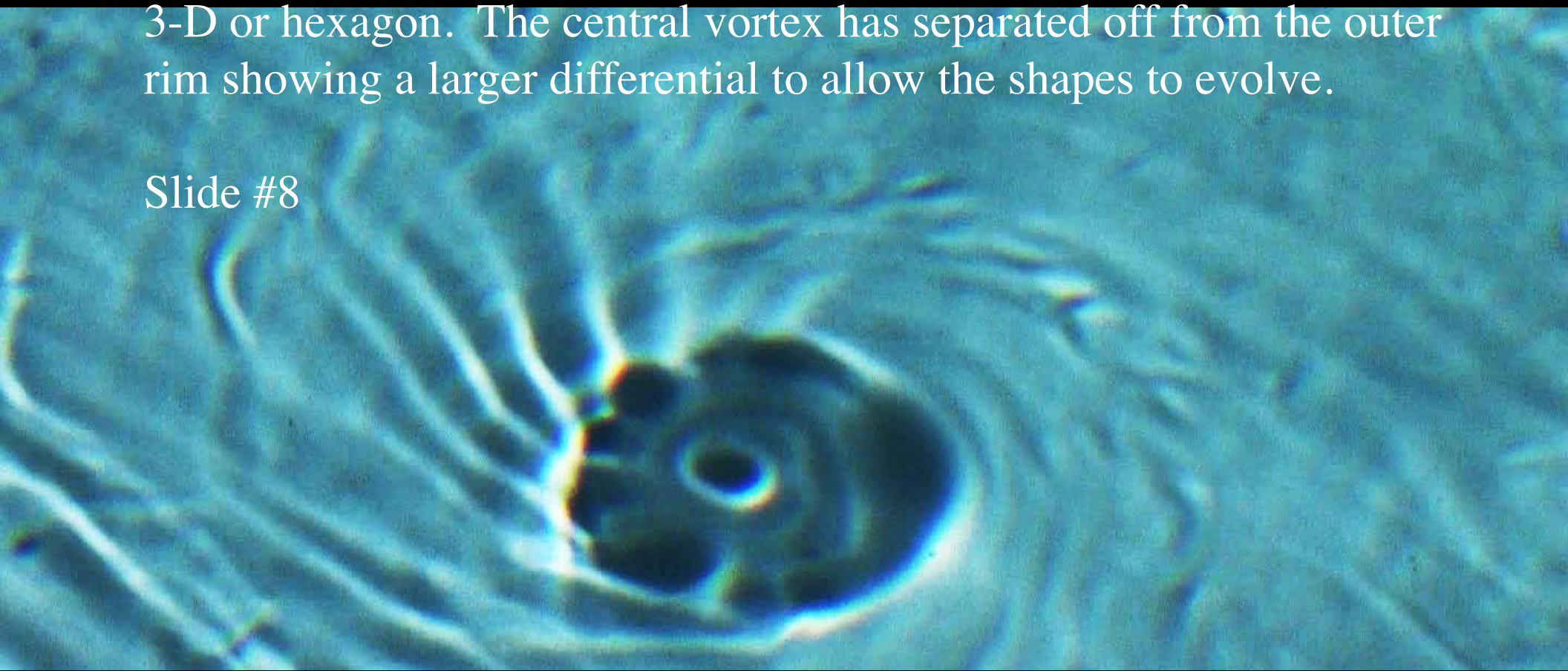
Slide #7



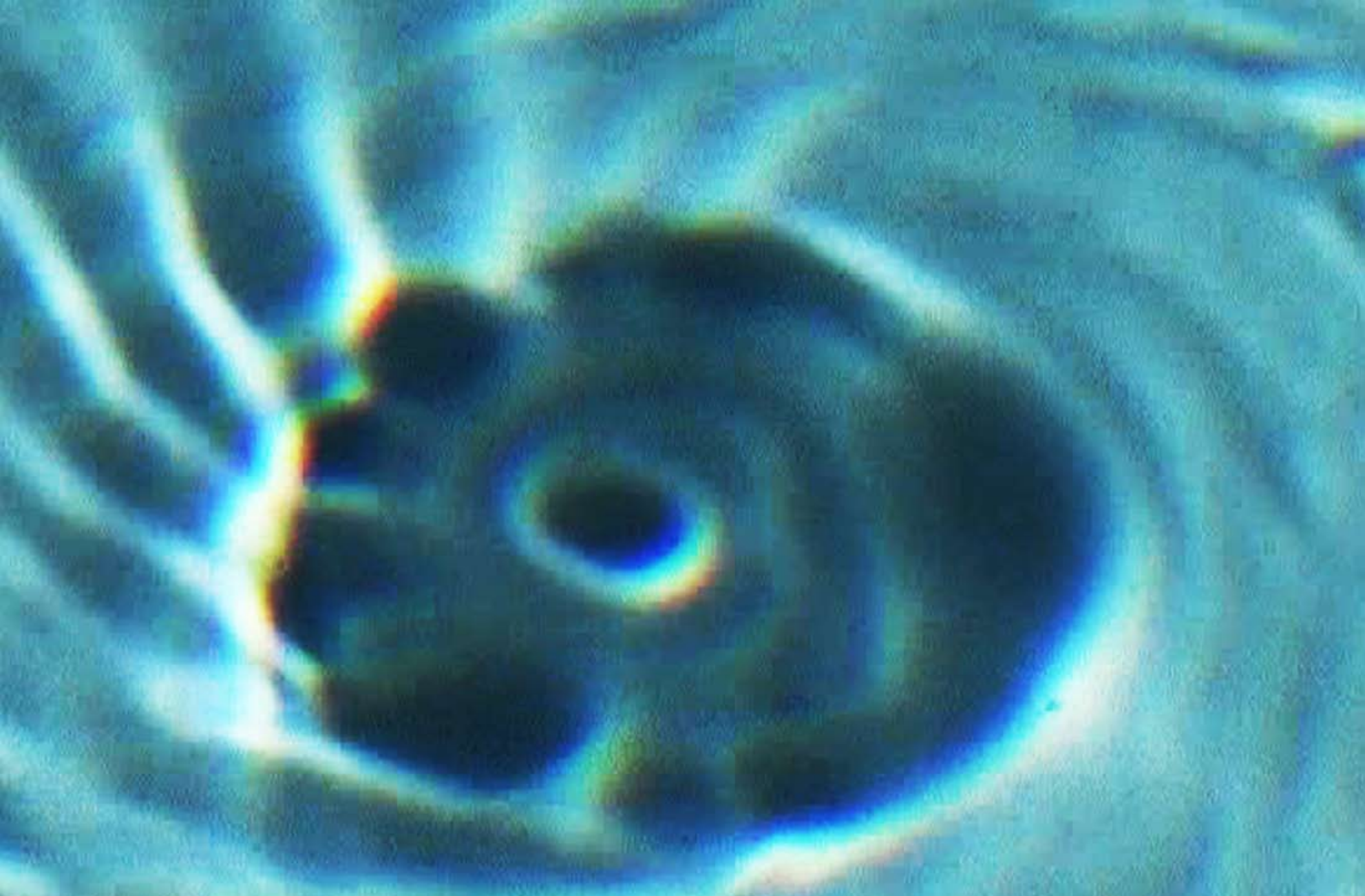
Here we can see the outward radiating wave is clockwise and the inward gravity wave is counter-clockwise. The ratio of the vesica piscis to its height is 265:153 (1.732026). Jesus caught 153 fish in the Gospel of John (21:11) - Fish are the shape of the vesica piscis. 43.

Contrast enhanced, we can now see as the 2 waves collide, real geometries are formed at the 6:00 to 12:00 positions. At 7:00 we see a rectangle. At 10:00 we see a diamond and at 11:00 we see a cube in 3-D or hexagon. The central vortex has separated off from the outer rim showing a larger differential to allow the shapes to evolve.

Slide #8



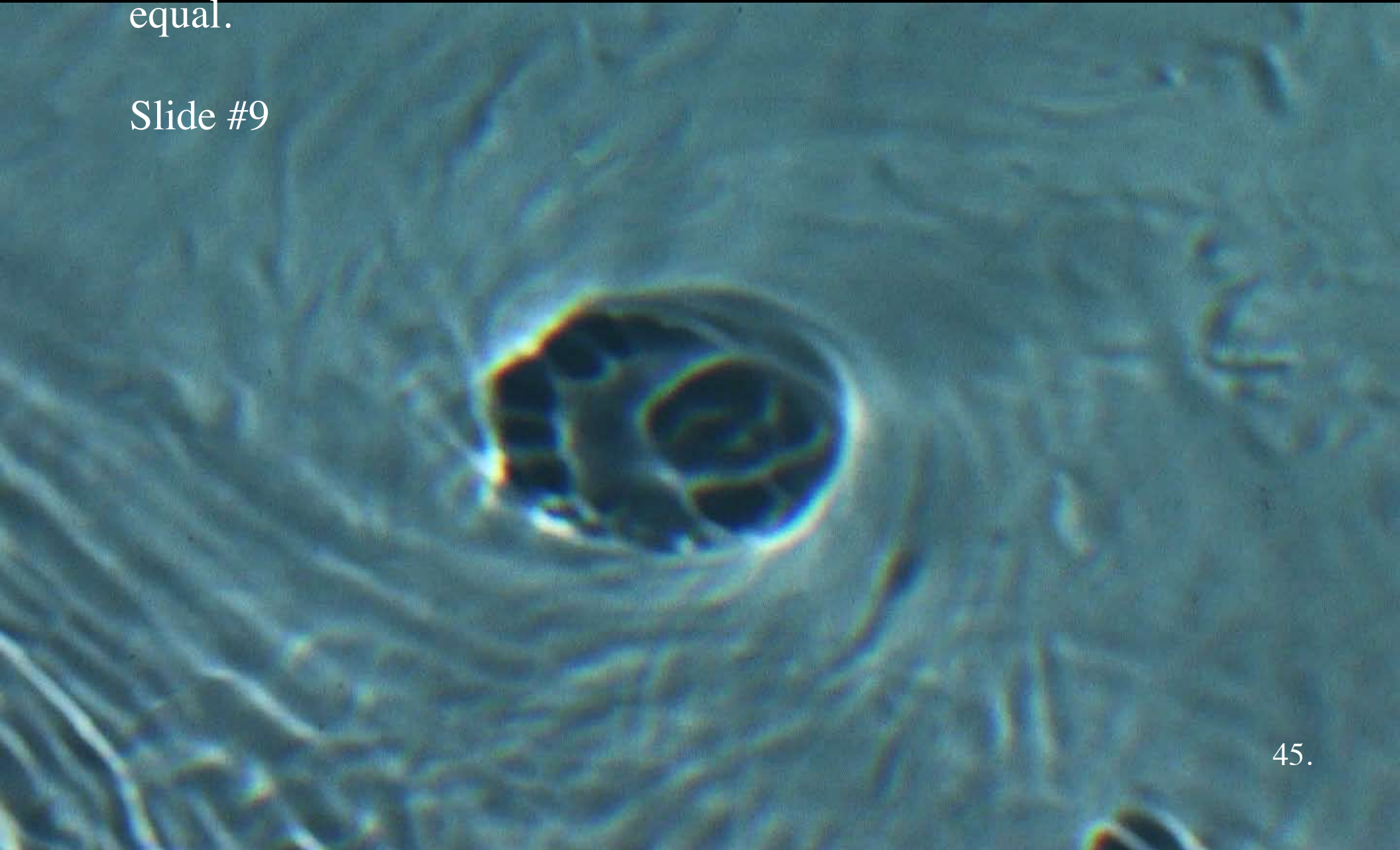
We can see the counter-clockwise dark spiral underneath the clockwise bright radiation. In the movie, the bright clockwise radiation shimmers throughout the area while the counter-clockwise dark radial lines pull inwards.



44 - A

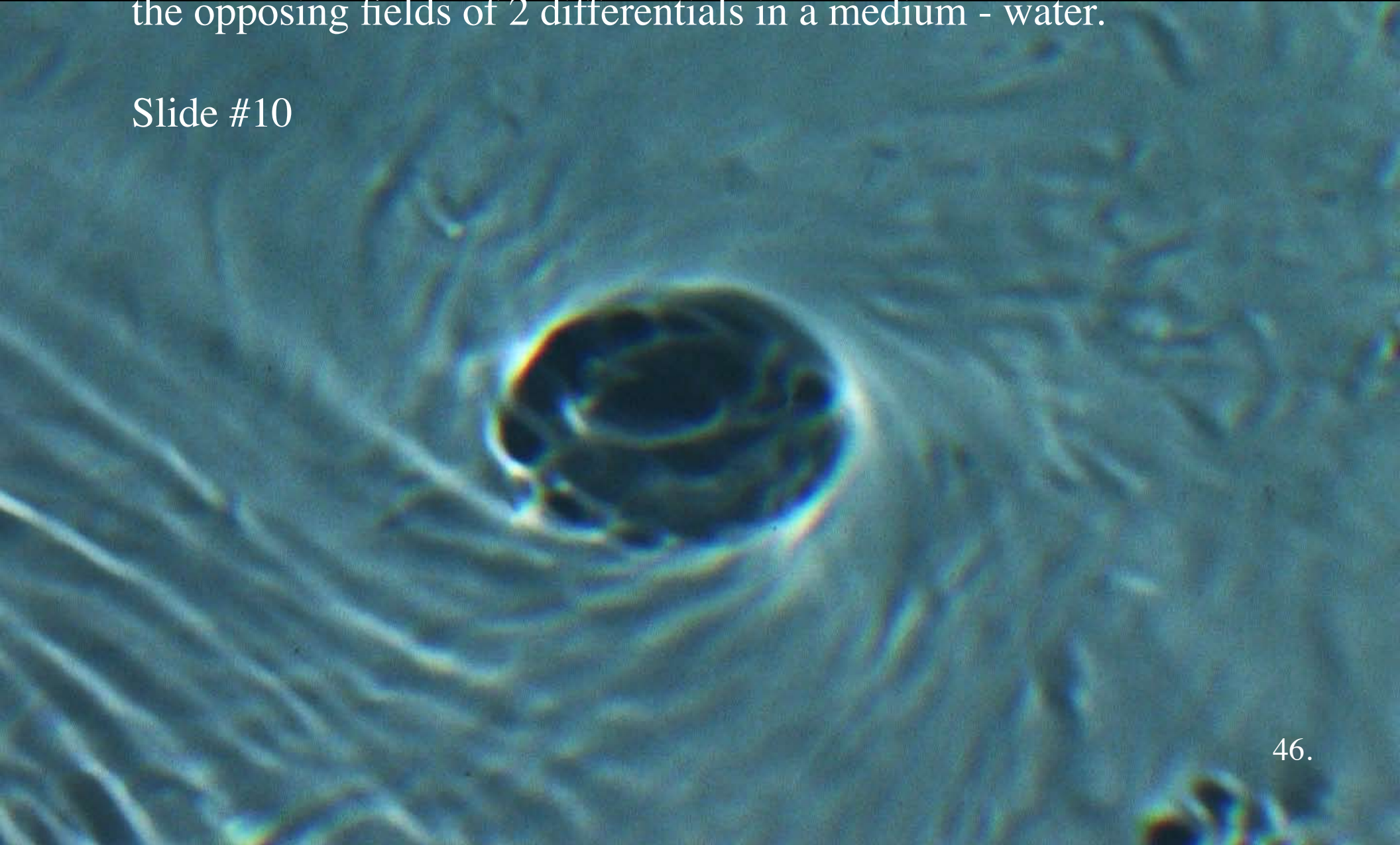
At the 8:00 to 11:00 position more amazing geometries emerge.
At the 5:00 position we can see the shape of the home plate in
baseball or 5-sided baseball diamond. Notice the sides are not all
equal.

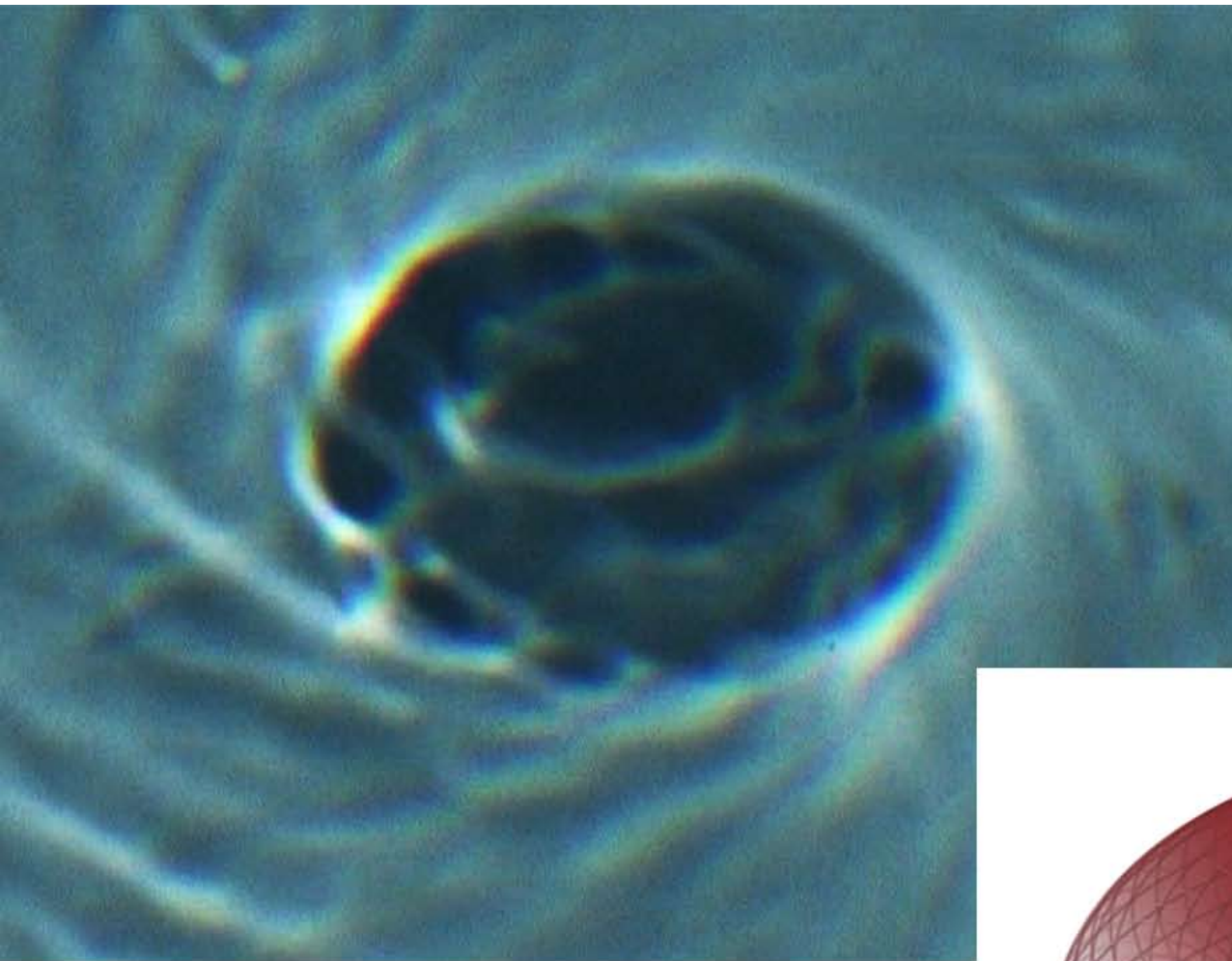
Slide #9



A 3-D adjustment of the eyes reveals a toroid or donut made of smaller geometries. This is the strongest contender for the shape of the universe. The also shows us how the toroid is created: by the opposing fields of 2 differentials in a medium - water.


Slide #10





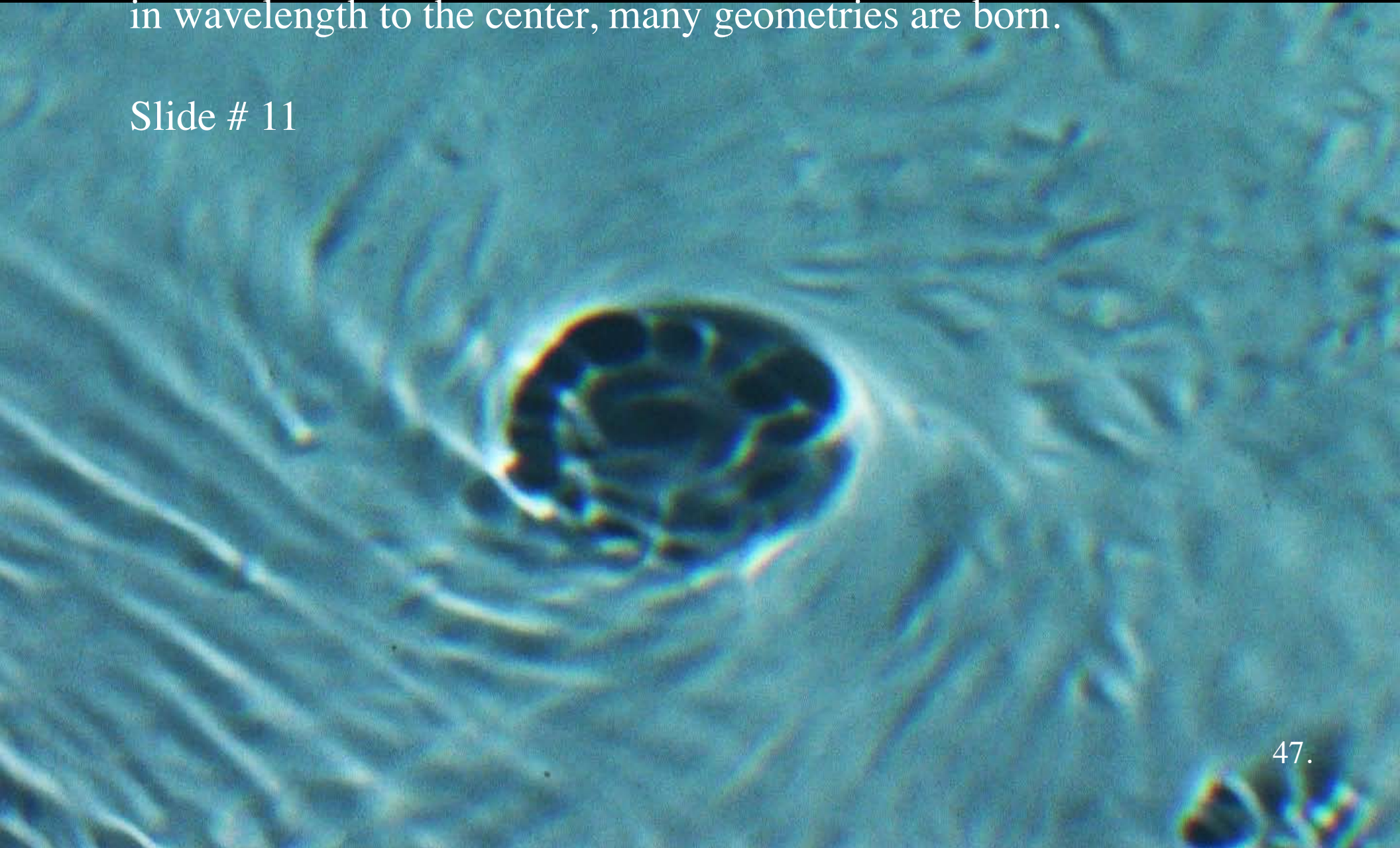
Tube Torus Shape Comparison

46 - A



In the center, we can now see our toroid or donut has transformed into a 3-D, 6-sided double-layered hexagon. It still has the property of a toroid but now it has angles of 6 sides. On the outer rim, differential in wavelength to the center, many geometries are born.

Slide # 11



While we could not see the clockwise and counter-clockwise waves moving over each other in motion with the slides from the video frames, we got to see amazing phenomena that are too fast for the eye to capture. We could see the birth of the sacred geometries from the counter-rotational physics of differential waveforms in water.

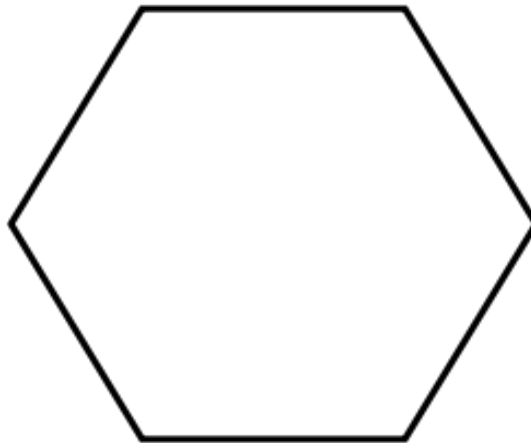
To see the 24 megabyte quicktime movie write
DavidSereda@hotmail.com

It is important to realize that natural geometries do not have equal sides. This is due to the fact that the 2 or more opposing waves in a medium that create geometries in nature are not equal and opposite. It is because they are differentials that the infinities are revealed. This further disproves Newton's Third Law that all actions meet and equal and opposite reaction.

Now we can approach some solid natural geometries with this insight in mind. As all sub-atomic particles also move in particle-anti-particle pairs, or counter-rotational fields, we must always conduct our math on geometries and ratios in this fashion. This is how we can discover the hidden differential harmonic codes of the universe.

Sacred Geometry and Differentials

In nature, we can see natural geometry vs man made geometry. When we make man made architectures, we leave out differentials because we like symmetry we can understand. This 6-sided hexagon is symmetrical, meaning all sides are equal. It is flawed as a model because nothing in nature has such perfect apparent symmetry. The flaws in the natural model reveal the secret to Zero Point Energy ZPE.



This paper will acknowledge the importance of understanding symmetrical models of sacred geometries for beauty and architecture only. They do not exist in nature and are therefore obsolete for the purpose of studying the laws of the universe.

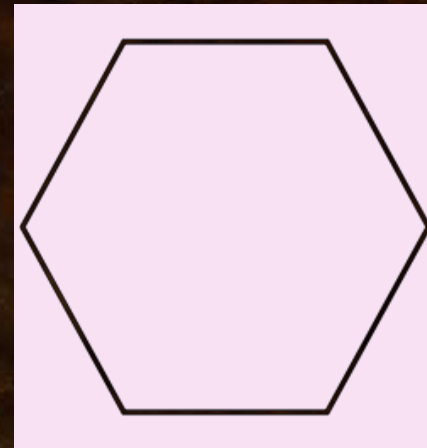
If we take the man-made 6 sided hexagon and we divide the ratios of the sides into each other we always get the number 1 regardless of its size. This is because all sides are equal. In natural hexagon or other shaped crystals, all sides are not exactly equal. This leaves room for the differentials.

If we look at a 6-sided natural quartz crystal, we will see that we do not always get the same symmetry. The sides are not balanced perfectly the way we make them on paper. At the point, we can see irregularities. These irregularities are not mistakes. They are differential equations manifest for good reason. Why is this? Differentials explains this as wavelets compete with each other and have differential effects.

We move clockwise and counter-clockwise mathematically to study geometries because this is how all particle and anti-particle pairs work. The waveforms are all in duality so the math has to reflect this behavior.



Natural 6-Sided Quartz

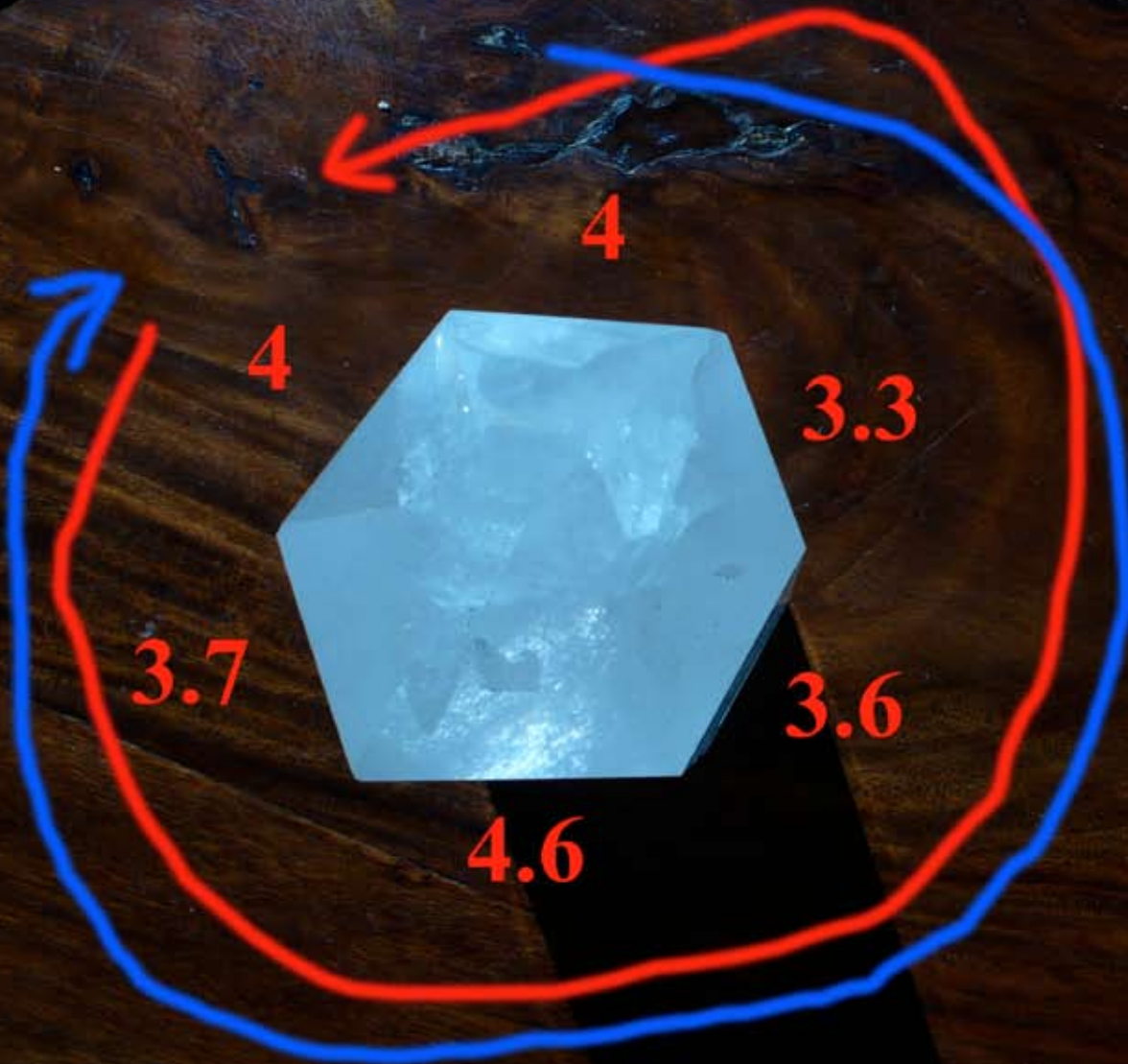


Man made 6-Sided Geometry

I took the below 6-sided natural quartz crystal and, in **Centimeters**, measured all 6 sides moving Clockwise & Counter-Clockwise around the crystal. The math is a revelation:



Clockwise & Counter-Clockwise Math Reveals the Differential Wave Forms. Red Numbers are in Centimeters/millimeters (decimals).



First: We Move Clockwise Around the Crystal

D) Clockwise (C) : $4/4 = 1$; $4/3.3 = 1.2121212121$; $3.3/3.6 = 0.9166666666$; $3.6/4.6 = 0.7826086957$; $4.6/3.7 = 1.2432432432$; $3.7/4 = 0.925$

E) These numbers are so interesting, we could write a whole thesis about them. Look at the first 2 sets after resolving the 4s: CC $4/3.7 = 1.081081081$; C $4/4 = 1$; $4/3.3 = 1.2121212121$. We can see that 108 and 12 keep repeating themselves. $108/12 = 9$

F) Look at the last 2 sets of numbers: CC = 0.825, C = 0.925; Divide $0.925/0.825 = 1.1212121212$

Second: We Move Counterclockwise Around the Crystal

A) Side 1 = 4 cm, side 2 = 3.7 cm, side 3 = 4.6 cm, side 4 = 3.6 cm, side 5 = 3.3 cm and side 6 = 4 cm.

B) We will now divide each side by the next in sequence to generate numbers. We will do this first going counter-clockwise around the crystal, then again clockwise.

C) Counter Clockwise (CC): $4/3.7 = 1.081081081$; $3.7/4.6 = 0.8043478261$; $4.6/3.6 = 1.2777777777$; $3.6/3.3 = 1.0909090909$; $3.3/4 = 0.825$

Not only are there differentials between clockwise and counter clockwise, the bubble numbers in the middle, the numbers are astounding. Any good mathematician could have a field day with these numbers. These are not random numbers. They are coherent. 53.

Could the coherent numbers be new forces in geometry and energy? Are there code sequences beyond Fibonacci and Pi that have yet to be discovered? This is a coherent set of numbers: $4/3.7 = 1.081081081$; as well as $4/3.3 = 1.21212121$

We always see natural differentials in many forms such as follows:

1. Crystal formations in natural crystal and gems.
2. Ocean waves meet each other and are never equal. The leftover forces spiral and continue to ripple in the ocean and get smaller and smaller.
3. In a spiral sea shell, a leaf spiraling, fractals, and more, we see the differential shapes between radius are in what appear to be Fibonacci sequence. We now know the Fibonacci sequences all have left over numbers that are not equal. If we examine any 2 different sea shells, we will see they are not perfectly proportional to the sequence. That is because they are made by true differentials. True differentials have left over numbers that only appear imperfect. In fact, they are very sophisticated in their order. The math equations needed to resolve them are endless.

Pi and Differentials


4. If we look at Pi, 3.14159265358979323846..., and we want to use this to get the exact circumference of a circle, we find left over numbers appear again; hence the need for different Pi equations or more decimal places to fudge the missing numbers. 54.

The Sound of the Sun (NASA file) was exposed to ordinary water. Then, the water was flash-frozen to capture the crystal formations.



We get a 6-sided hexagon of crystals. Using an upscaled visual model, we will measure (centimeters) the radius dimensions of all 6 crystals.

These are the results. Notice how 2 of the radius dimensions of the crystals are the same length (10.5 cm) just like the 6-sided quartz crystal.



We start at the top 10.5 cm and move clockwise and counter-clockwise to check our ratios for hidden harmonic codes.

Here are the Sound of the Sun on Water Crystal Dimensions as per a visual scaled up model. Remember that ratios are what we are looking for. It is not necessary to have an accurate actual size model to study ratios.

Side 1, is 10.5, Side 2, is 11 cm, Side 3, is 9.5, Side 4, is 11, Side 5, is 10, Side 6, is 10.5

Moving clockwise, we generate our first set of numbers. These numbers will be categorized between random and coherent numbers in brackets:

We divide Side 1 by 2: $10.5/11 = 0.9545454545$ (coherent)

We divide Side 2 by 3: $11/9.5 = 1.1578947368$ (random)

We divide Side 3 by 4: $9.5/11 = 0.8636363636$ (coherent)

We divide side 4 by 5: $11/10 = 1.1$ (coherent)

We divide side 5 by 6: $10/10.5 = 0.9523809524$ (random)

We divide side 6 by 1: $10.5/10.5 = 1$ (coherent)

Moving counter-clockwise, we generate our second set of numbers:

We divide side 1 by 6: $10.5/10.5 = 1$ (coherent)

We divide side 6 by 5: $10.5/10 = 1.05$ (coherent)

We divide side 5 by 4: $10/11 = 0.9090909090$ (coherent)

We divide side 4 by 3: $11/9.5 = 1.1578947368$ (random)

We divide side 3 by 2: $9.5/11 = 0.8636363636$ (coherent)

We divide side 2 by 1: $11/10.5 = 1.0476190476$ (random)

Firstly, we can see that the clockwise and counter-clockwise numbers both generated 4 coherent sets of numbers and 2 random sets. However, when we look at the inverse and forward of these two sets, we see they are made of the same sequences:

We divide side 4 by 3: $11/9.5 = 1.1578947368$ (random)

We divide side 3 by 2: $9.5/11 = 0.8636363636$ (coherent)

We are seeing 11 and 9.5. In one direction, they generate random numbers while the inverse of the same generates coherent numbers. Again, as all subatomic particles have dual pairs that spin counter-rotational to each other, we must do the math to reflect this behavior.

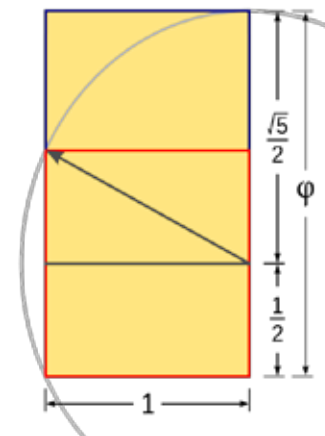
Phi is the Golden Mean. It is used to solve the ratio of a perfect rectangle, fibonacci spiral, and is said to be the harmonic code of the universe. A golden rectangle is a rectangle whose side lengths are in the golden ratio, 1: (one-to-phi), that is, or in a ratio of 1:1.6180339887 Let us try doing the math clockwise and counter-clockwise and see what numbers we generate here.

$1.6180339887/1 =$ the same 1.6180339887

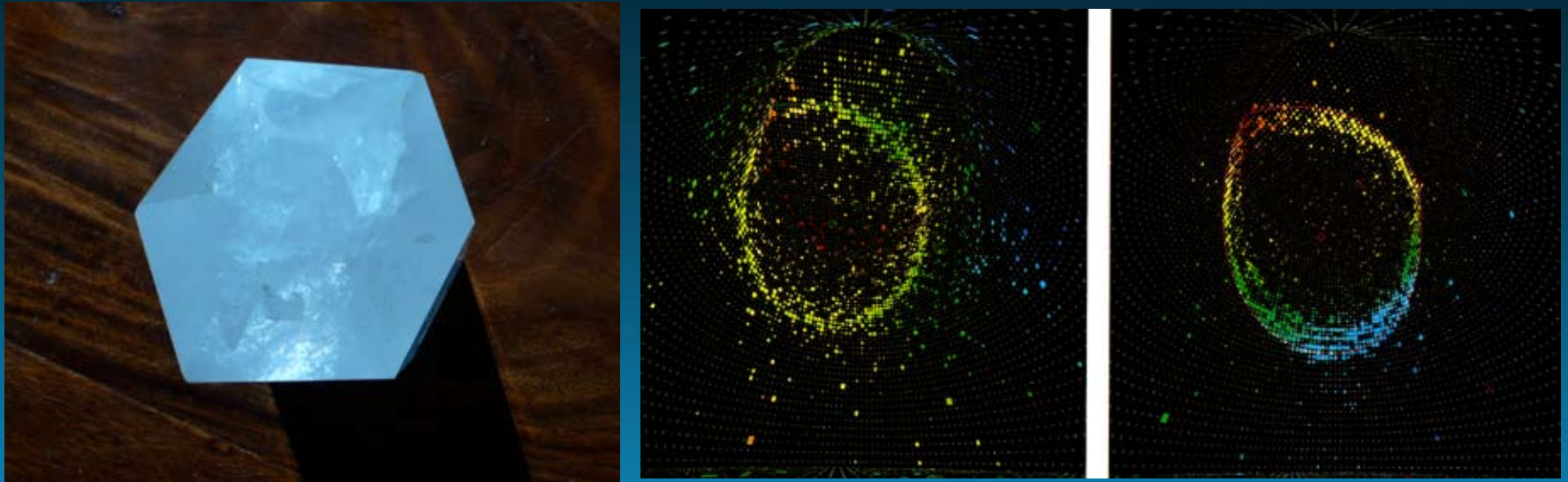
However, $1/ 1.6180339887 = 0.6180339888$

A differential appears in the last digit from 7 to 8

Why is it there? The mystery continues.



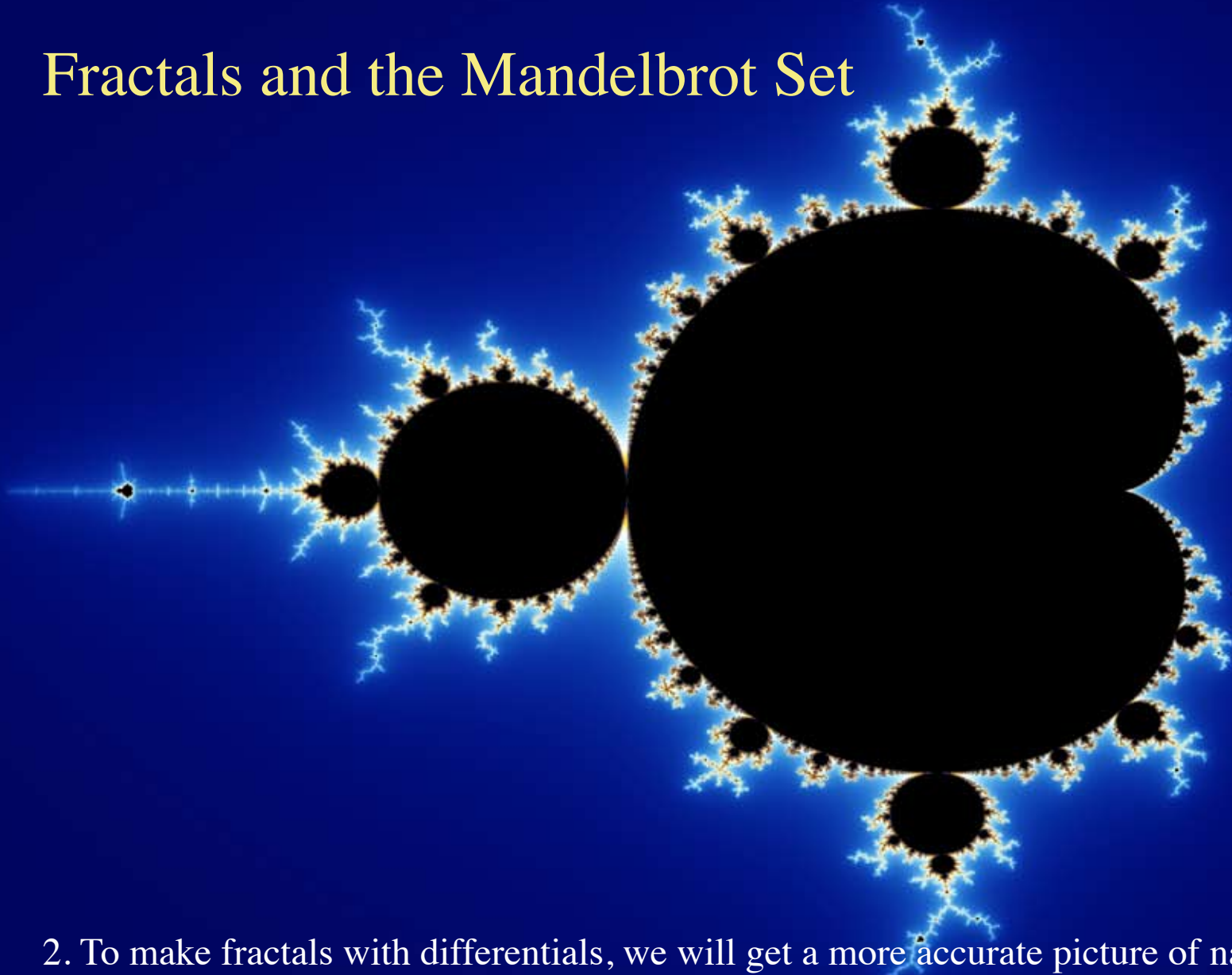
Comparing the wave dynamics of the 6-sided natural quartz crystal with the Cherenkov radiation footprint, we can see the pattern emerging: 2 waves of clockwise and anti-clockwise are collapsing into each other.



This causes the elliptical shape in both the 6-sided crystal and the Cherenkov radiation to emerge. The crystal is formed with 2 waves, one clockwise and the other counter-clockwise. What does this tell us?

1. True natural fractals use differentials to produce what appears to be random geometry. What we call symmetry in generated fractals only appears in mathematical models that cannot simulate the natural environment.


Fractals and the Mandelbrot Set



2. To make fractals with differentials, we will get a more accurate picture of nature. 60.


Hidden Dimensions reveal the Wave within the Wave

1. When we see a spiraling (+ Muon) or electron in a bubble chamber, decaying in orbit, we can magnify the spiral line to see yet a hidden dimension of a faster spin velocity.



2. In this magnification of the previous photo/right hand side, we can see the smaller details of a wave within the wave.

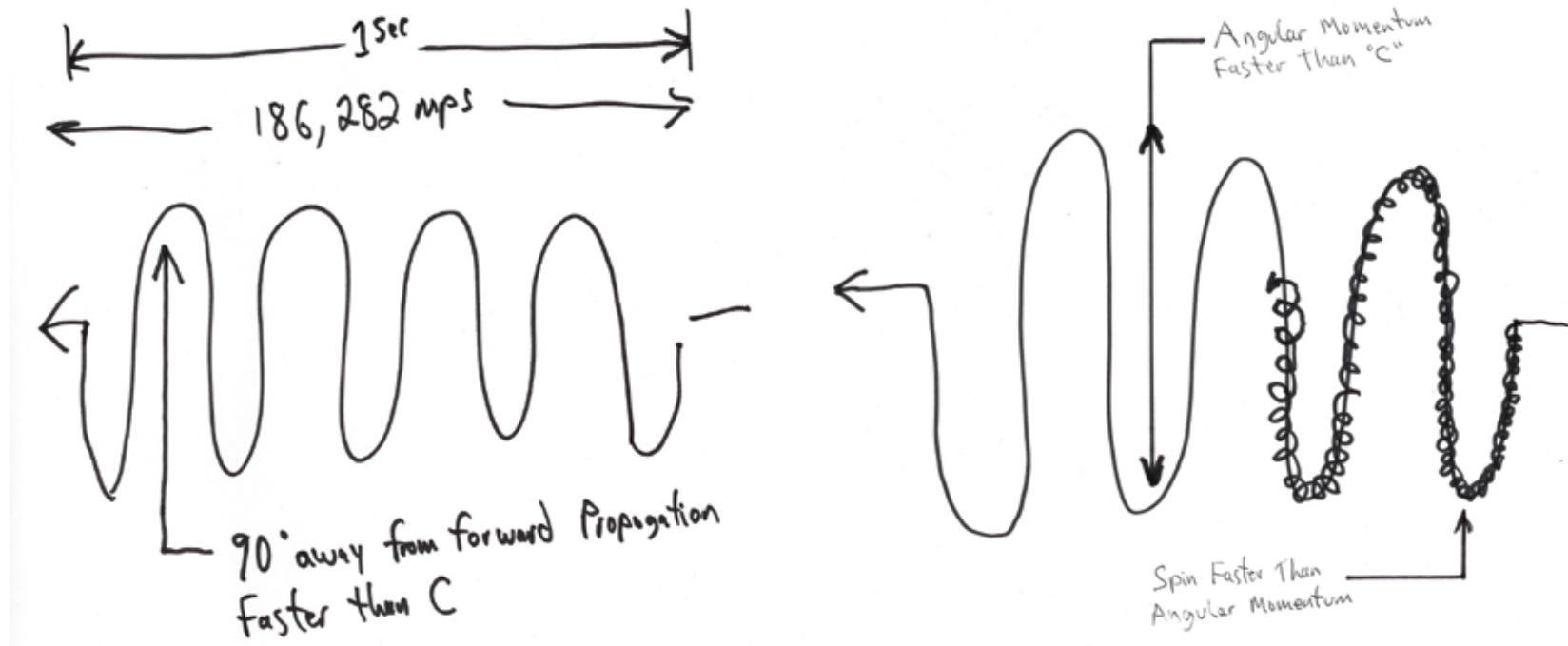
There is a differential between the **longer** wave and the **shorter** one in the entwined pairs. What appears as a central axis is just a shorter wavelength.



Tandem Spins

1. Now look even closer that the central axis that the greater diameter spinning vortex spins around. It is also a spin. That means that in order for the first resolution of obvious spin to occur, 2 sets of spinning waves with different diameters spin together so that together they create a secondary bend or spin on the larger first resolution.

2. The differentials in the quantum universe are co-creating the different dimensions of spin.



Light or any wave spins faster than its forward propagation.

3. While the angular spin of an electron or light wave is faster than its forward propagation, these deeper levels of spin within spin/waves reveal faster than light dimensions and angles to matter.
4. It is here that we can detect invisible dimensions of the atom as well as invisible dimensions to incident angles of the reflection of light. When light from the sun gets captured by these dimensions of an atom, they remain completely invisible to relativity.
5. When we compare the differentials on the speed of light at forward propagation, to the inner hidden dimensions of spin, we get differentials again.

The Secret to Zero Point Energy

The galaxies are perpetual motion machines because they violate Newton's Third Law. They created more space/mass/stars and more mass/energy from apparent nothing. How do they do this? They use differentials to draw energy from the vacuum.



Could Galaxies be generating their space/mass from dark energy?

Zero Point Energy Gets Vacuumed in from Dark Matter or the VOID of space.

1. In order to draw energy from the vacuum, the zero point field, we have to set up differentials in our wave generators just as galaxies and subatomic particles do.
2. In the black space between the 2 pairs of differentials, we will get an implosion wave of zero point energy coming in.
3. These generators can access the faster than light energies and convert them to the EM model.

1. In this spiral design crystal rock formation, we can see that it evolved from the center and grew outwards. There are 2 waves moving outwards together that are different wavelengths: A (Shorter) and B (longer).




Between them, in the math, we will get a differential force C & D that move inwards like an imploding wave. The C & D forces is the middle bubble numbers we got when we measured the 2 dimensions of the 6-sided quartz crystal. We can see the eb and flow of C & D moving inwards. The differential of A and B produced a vacuum force that draws in energy from the Zero Point which is C.

2. What will C and D do when they reach the center?


If we become aware of the black space between particle and anti-particle pairs, we will realize these pairs set up a vacuum force and pull energy from the void (black space) into an implosion; and explosion of the creation of new mass/energy.

This may be the way galaxies manufacture new stars and the galaxy itself. They pull in dark energy and convert it into new mass.



Sub-atomic particles spin in multiple vortices in this bubble chamber photo.

Think of the VOID Spaces between the spiraling electrons in this bubble chamber photo. Now as these particles spin due to opposing differentials, they created a vortex vacuum that draws in more energy from the VOID, or Dark matter. They then create more and more subatomic energies and mass.



The Universe Expands as it generates more Space and Mass. New Stars are Born in the Perpetual Motion Machine.



Crop Circles & The Hidden Harmonic Codes

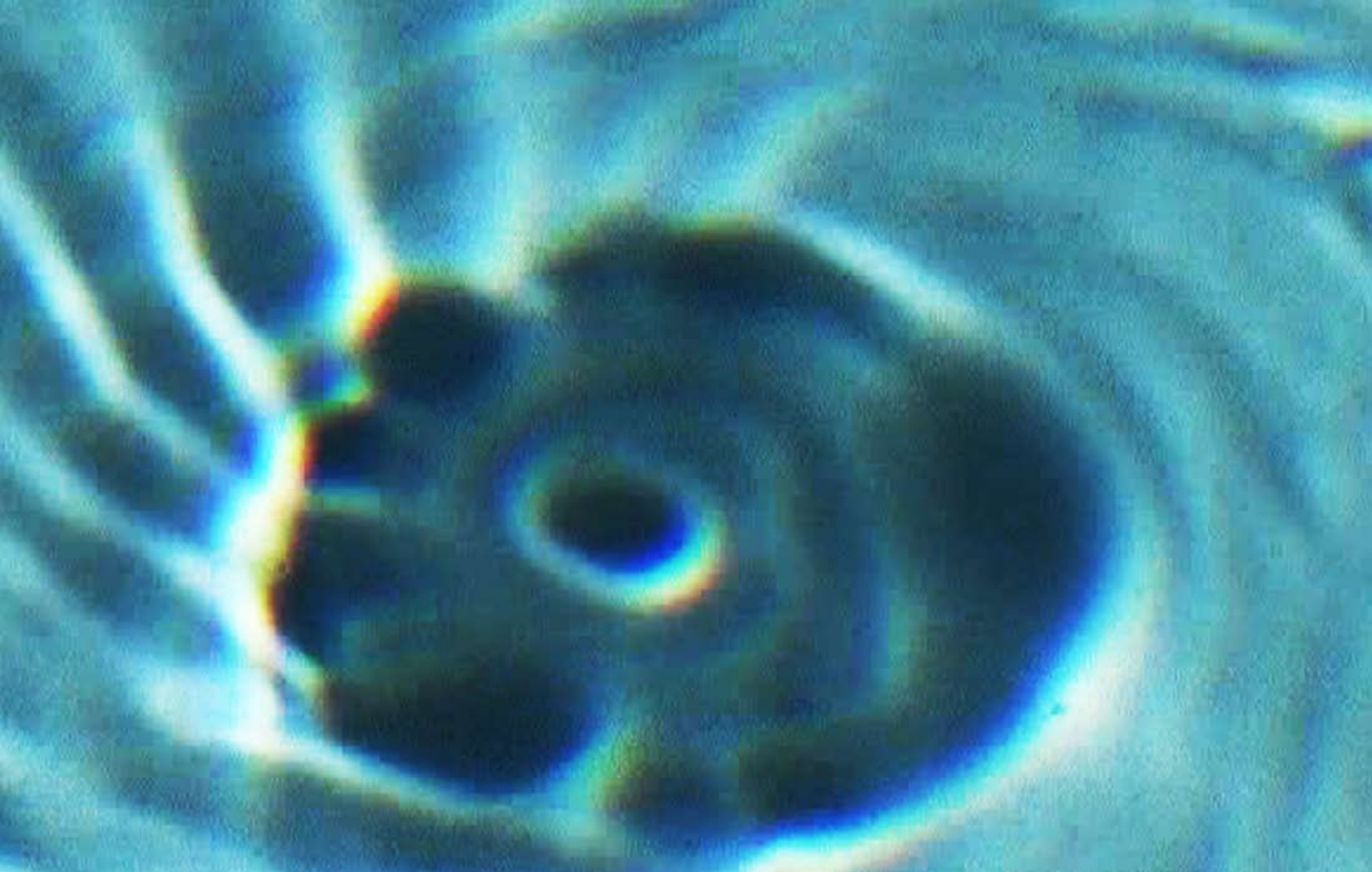
The Counter-Rotational Spin in Primary Circles



Photos by Steve & Karen Alexander

Differentials present themselves in all of the true non-man-made circle formations. The message about their hidden harmonic codes is in the math!





Counter-Rotational Wave Differentials Produce Geometries, just like counter-rotational wave patterns in Crop Circles do!

Clockwise and Counter-Clockwise Crop Circles can be found in this formation. There is always a differential.





Does this differential point to the secret to anti-gravity?

It is well known that the Great Pyramid Trinity Site is a perfect ratio harmonic reflection of Orion's Belt. The question is, was it really a Stargate?



Was there a deeper purpose behind the design of the pyramids? Did they tap into the secret harmonic code of Orion?

Differentials in the Great Pyramid

The Stonebuilders Knew the Secret



In cubits:

Original Height 280 cubits

Lengths of sides:

North 439.67(230.25) , South 440.05

East 439.93, west 439.87

Angles of corners: North/East 90°

North/West 89° , South/East 89°

South/west 90°

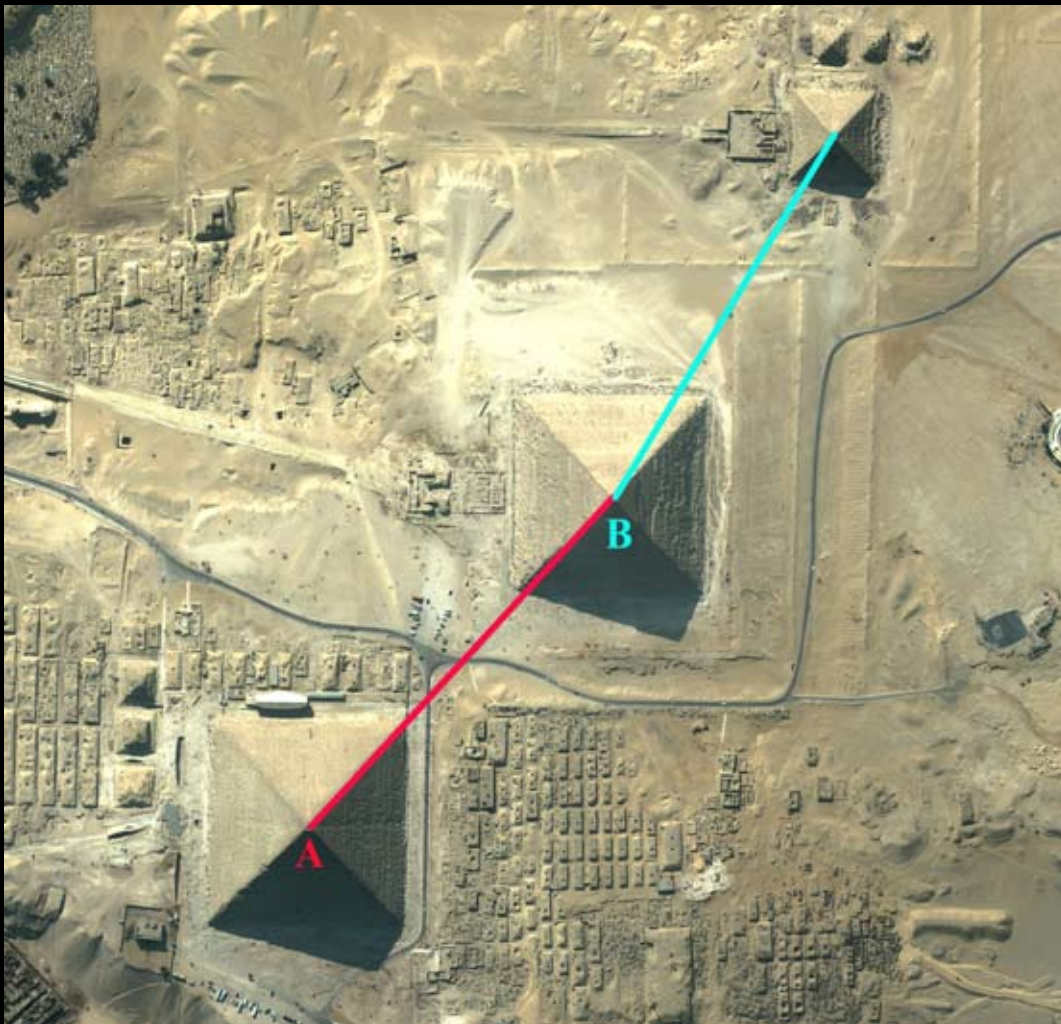
Orientation:

Average deviation of sides from
cardinal directions 3' 6"

Base is level to within 0.04 (0.021)

The Great Pyramid at Giza, is a great mystery. It is the largest stone monument in the world. It is made of some 2,300,000 limestone and or granite blocks, each averaging 2.5 tons, making a total mass of 5.75 million tons. When we look at the precise math, we can find the ancient stone builders used differentials.

When we scale line A measured to B to 22 centimeters, line B becomes 21 centimeters. When we do the math dividing line A 22 by B 21, we get 1.0476190476190. What is amazing about this number is that “0476190” keeps repeating to infinity. It is coherent, but so is its inverse calculation or counter-rotational math: $21/22 = 0.9545454545$ - We get infinities with both clockwise and counterclockwise math. There had to be a purpose to this.

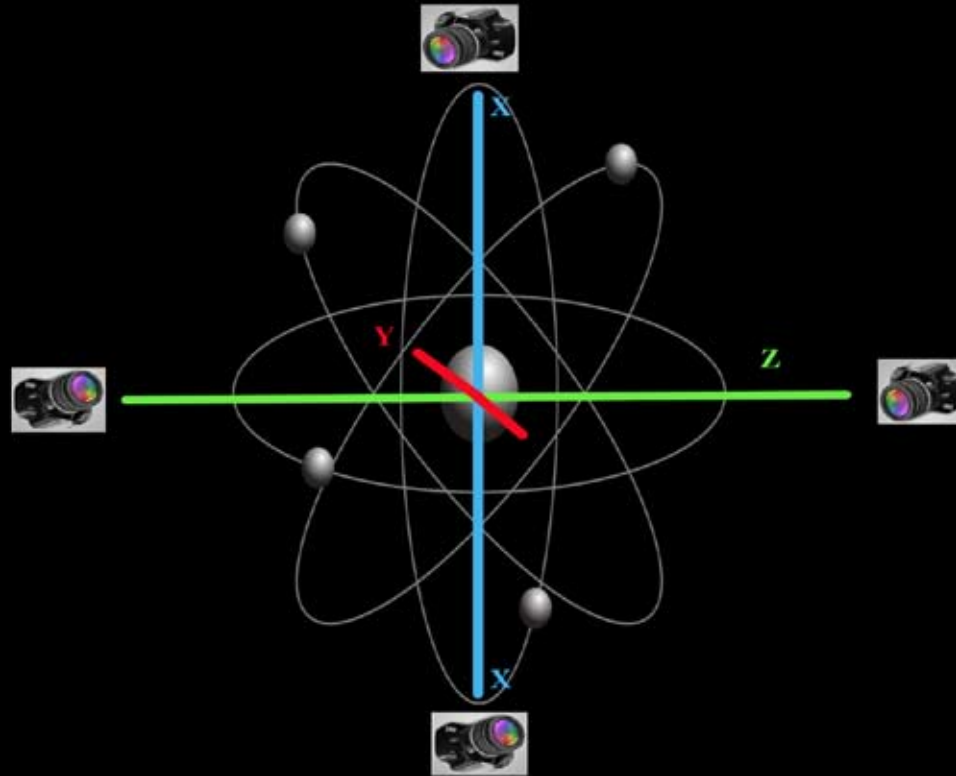


Not only is Orion's belt in a Precise code, it is harmonic from the unique perspective of Earth.



Looking at any star system in a 2 Dimensional flat view reveals ratios between the stars that are unique to the observer and the observed. If we were looking at Orion's Belt from another quadrant of the Galaxy, the ratios would appear different. The observer and observed ratios are always unique in 2-D or 3-D when we look at anything from the quantum universe to the macro hubble telescope's view of the universe.

Differential View Points: The Observer & The Observed



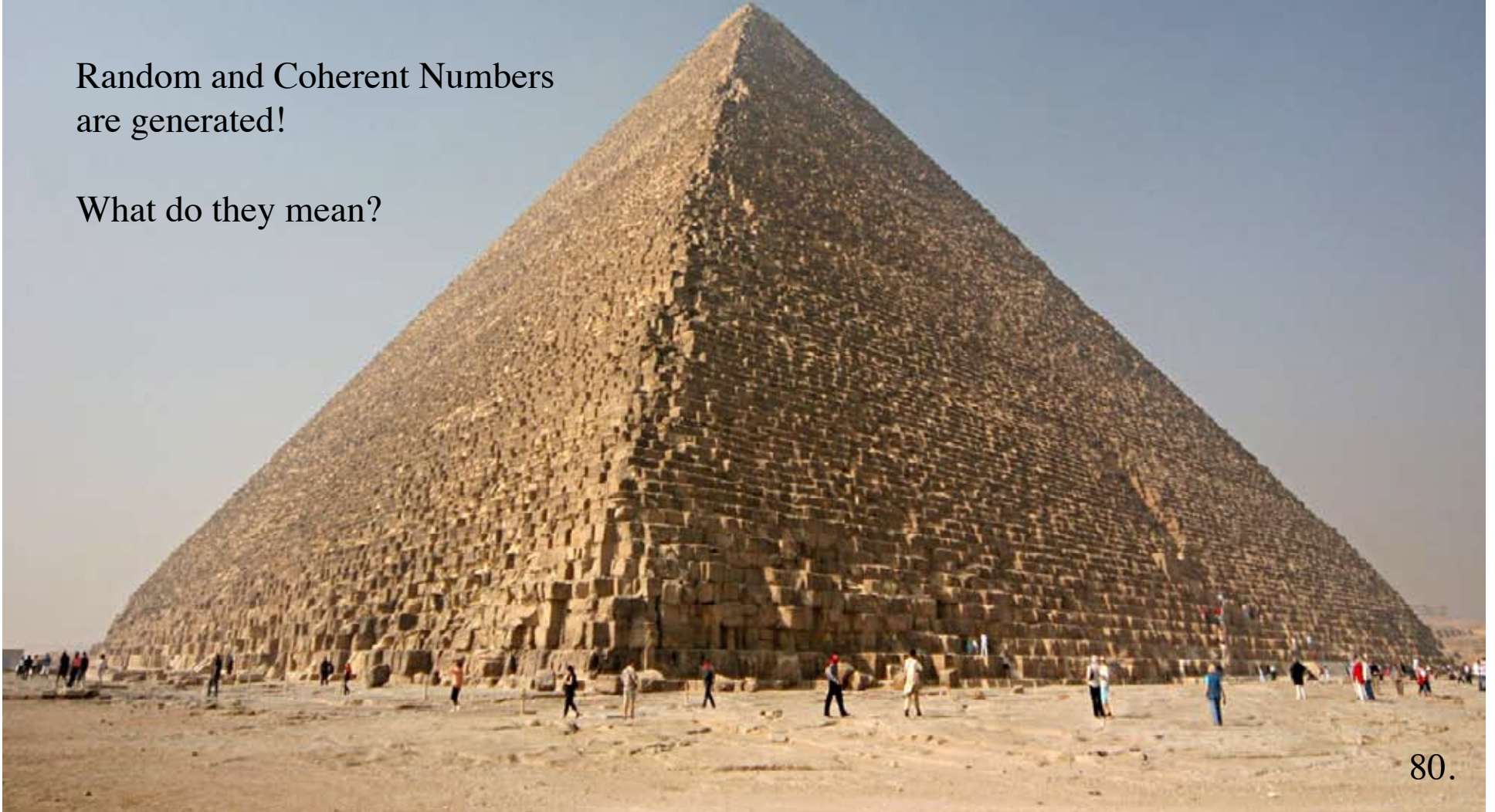
If we examine this atomic structure from above (viewing Z and X axis) and place cameras around the 3-D object, they will always take a 2-D image in x and y of what they see. The ratios between the 5 grey balls will always appear different from the perspective of where we take the photo. Mathematically, this defines the observer and the observed coordinates as a unique signature relationship. This signature also has its own harmonic ratio.

If we do the same counter-rotational math on all 4 sides of the base of the Great Pyramid, we will also generate harmonic codes. As we look at these numbers, be reminded, these are not a coincidence. There is a greater purpose to the pyramids than has yet been discovered. The trinity of pyramids were a great harmonic set of generators pointed at Orion's Belt.

The angles of all 4 sides are: North/East 90° , North/West 89° , South/East 89°
South/west 90° - The ratio is $90 / 89 = 1.0112359551$ and $89 / 90 = 0.9888888888888888$

Random and Coherent Numbers
are generated!

What do they mean?



These are the measurements of the Great Pyramid's 4 squared sides. The question is, why are they not all the exact same size? Do the supposed imperfections have meaning? These measurements are in cubits.

let's do the counter-rotational math and look at the codes:

North 439.67 , East 439.93, South 440.05 , West 439.87 Cubits. Now:

Clockwise:

1. Starting Clockwise with North $439.67 / \text{East } 439.93 = 0.9994089969$
2. East $439.93 / \text{South } 440.05 = 0.9997273037$
3. South $440.05 / \text{West } 439.87 = 1.0004092118$
4. East $439.93 / \text{North } 439.67 = 1.0005913526$


Counter-Clockwise:

1. North $439.67 / \text{West } 439.87 = 0.9995453202$
2. West $439.87 / \text{South } 440.05 = 0.9995909556$
3. South $440.05 / \text{East } 439.93 = 1.0002727707$
4. East $439.93 / \text{North } 439.67 = 1.0005913526$

We can clearly see a ratio of 1 to 0.999 and 0.999 to 1 in all of the first 3 decimal points. This is the harmonic code of the base of the Great Pyramid.

Comparing Earth Dimensions and its Differential with the Differential of the Great Pyramid of Egypt

T



For Earth: If we divide the pole to pole circumference of km 39946.7014295895 by the equator circumference of km 40075.161153048 = 0.9967945301 - Our ratio of sides is 1 to 0.9967945301 and inverted = 1.003215778

The Great Pyramid's North/South Ratio can be calculated as nearly identical to the Earth's differential: Great Pyramid North 439.67 / South 440.05 = 0.9991364618

By comparison, the ratio of perfection of the Earth's differential code to the Great Pyramid is accurate to 99.8%

Consider the impossibility of the ancient builders of the pyramids over 5,000 years ago to have the ability to gain accurate satellite data on the differential circumferences of the Earth from pole to pole or at the equator. The fact that the Great Pyramid was built with a differential that is 99.8% accurate to the actual Earth differential is no coincidence.

Using a sextant, we cannot gain an accurate mathematical dimension or differential of the Earth's circumferences pole to pole and at the Equator. Also, consider the mode of travel if this were to be done by traveling in a straight line around the Equator 5,000 years ago or more and pole to pole. There are no modes of travel today to do this. It would have to have been done from space.

NASA uses satellite instrumentation to gain the accurate picture we have: the pole to pole circumference of km 39946.7014295895 and the equator circumference of km 40075.161153048. These numbers are accurate to 10 decimal points. This is an impossible accomplishment for an ancient civilization without space travel.

This stands as profound evidence for an extraterrestrial civilization at work with great knowledge of my own discovery of differentials and hidden harmonic codes. When we consider the previous discovery that the Great Pyramid trinity is a reflection of Orion's belt, there is a distinct possibility that the pyramids acted as a technology that resonated with the harmonic code of Earth corresponding to Orion's belt. This would mean, our builders would be from there.

The secret I hold is how to build a quantum resonator set that vibrates with these new dimensions. It could teach us how to build a real Stargate! - David Sereda



Every Star System has its own Unique Harmonic Code. All we have to do is the math. Then we can build stargates!

This E-book is Copyright 2008 by David Sereda

It may be shared and quoted freely.

For inquiries write to:

DavidSereda@hotmail.com

The way to use the Galaxy Clock is an entire thesis and will be available.